

PAST SUGAR BOWL INFORMATION

Teams	Final	AP Pre/Post Ranking#	Pre-Game Records	Attendance/ Kickoff	Payout/ TV/Rating
1/1/1935					
Tulane (Ted Cox)	20	13-8	9-1-0	28,000	\$55,600
Temple (Warner)	14	3-9	7-0-2	1:30 p.m.	
1/1/1936					
TCU (Meyer)*	3	4-1	11-1-0	35,000	\$59,588
LSU (Moore)	2	1-3	9-1-0	1:30 p.m.	
1/1/1937					
Santa Clara (Shaw)	21	6	7-1-0	38,483	\$76,072
LSU (Moore)*	14	2	9-0-1	1:30 p.m.	
1/1/1938					
Santa Clara (Shaw)	6	9	8-0-0	40,000	\$87,986
LSU (Moore)*	0	8	9-0-1	1:15 p.m.	
1/2/1939					
TCU (Meyer)	15	1	10-0-0	44,308	\$132,824
*Carnegie Mellon (Kern)	7	6	7-1-0	1:15 p.m.	
1/1/1940					
Texas A&M (Norton)	14	1	10-0-0	73,000	\$134,526
Tulane (Dawson)	13	5	8-0-1	1:15 p.m.	
1/1/1941					
Boston College (Leahy)	19	5	10-0-0	68,486	\$142,150
Tennessee (Neyland)	13	4	10-0-0	1:15 p.m.	
1/1/1942					
Fordham (Crowley)	2	6	7-1-0	68,154	\$115,118
Missouri (Faurot)	0	7	8-1-0	1:15 p.m.	
1/1/1943					
Tennessee (Barnhill)	14	7	8-1-1	58,361	\$98,956
Tulsa (Frnka)	7	4	10-0-1	2:30 p.m.	
1/1/1944					
Georgia Tech (Alexander)	20	13	7-3-0	69,134	\$98,956
Tulsa (Frnka)	18	15	6-0-1	2:50 p.m.	
1/1/1945					
Duke (Cameron)	29	11	6-3-0	66,822	\$126,896
Alabama (Thomas)	26	NR	5-1-2	2 p.m.	
1/1/1946					
Okla. A&M (Lookabaugh)	33	5	8-0-0	75,000	\$132,072
St. Mary's (Phelan)	13	7	7-1-0	2 p.m.	
1/1/1947					
Georgia (Butts)	20	3	10-0-0	68,936	\$139,406
North Carolina (Snively)	10	9	8-1-1	2 p.m.	
1/1/1948					
Texas (Cherry)	27	5	9-1-0	73,000	\$167,104
Alabama (Drew)	7	6	8-2-0	1:45 p.m.	
1/1/1949					
Oklahoma (Wilkinson)	14	5	9-1-0	80,383	\$206,162
North Carolina (Snively)	6	3	9-0-1	1:45 p.m.	
1/2/1950					
Oklahoma (Wilkinson)	35	2	10-0-0	82,000	\$238,084
LSU (Tinsley)	0	9	8-2-0	1:45 p.m.	
1/1/1951					
Kentucky (Bryant)	13	7	10-1-0	80,206	\$238,428
Oklahoma (Wilkinson)*	7	1	10-0-0	1:45 p.m.	
1/1/1952					
Maryland (Tatum)	28	3	9-0-0	80,187	\$252,464
Tennessee (Neyland)*	13	1	10-0-0	1:45 p.m.	SB Delay
1/1/1953					
Georgia Tech (Dodd)*	24	2	11-0-0	80,205	\$257,260
Ole Miss (Vaught)	7	7	8-0-2	2 p.m.	DuMont
1/1/1954					
Georgia Tech (Dodd)*	42	8	8-2-1	71,666	\$289,338
West Virginia (Lewis)	19	10	8-1-0	1 p.m.	Para., ABC
1/1/1955					
Navy (Erdelatz)	21	5	7-2-0	80,190	\$320,000
Ole Miss (Vaught)	0	6	9-1-0	1 p.m.	Para., ABC
1/2/1956					
Georgia Tech (Dodd)	7	7	8-1-1	76,535	\$304,000
Pittsburgh (Michelosen)	0	11	7-3-0	1 p.m.	ABC
1/1/1957					
Baylor (Boyd)	13	11	8-2-0	78,084	\$310,984
Tennessee (Wyatt)	7	2	10-0-0	1 p.m.	ABC

Teams	Final	AP Pre/Post Ranking#	Pre-Game Records	Attendance/ Kickoff	Payout/ TV/Rating
1/1/1958					
Ole Miss (Vaught)	39	7	8-1-1	77,484	\$320,006
Texas (Royal)	7	11	6-3-1	1 p.m.	ABC
1/1/1959					
LSU (Dietzel)	7	1	10-0-0	80,331	\$320,006
Clemson (Howard)	0	12	8-2-0	1 p.m.	NBC
1/1/1960					
Ole Miss (Vaught)	21	2	9-1-0	81,141	\$330,000
LSU (Dietzel)*	0	3	9-1-0	1 p.m.	NBC
1/2/1961					
Ole Miss (Vaught)*	14	2	9-0-1	82,851	\$330,058
Rice (Neely)	6	20	7-3-0	1 p.m.	NBC
1/1/1962					
Alabama (Bryant)	10	1	10-0-0	82,910	\$340,000
Arkansas (Broyles)	3	9	8-2-0	1 p.m.	NBC
1/1/1963					
Ole Miss (Vaught)	17	3	9-0-0	82,900	\$350,000
Arkansas (Broyles)	13	6	9-1-0	1 p.m.	NBC
1/1/1964					
Alabama (Bryant)	12	8	8-2-0	80,785	\$340,000
Ole Miss (Vaught)*	7	7	7-0-2	1 p.m.	NBC
1/1/1965					
LSU (McClendon)	13	7	7-2-1	65,000	\$280,000
Syracuse (Schwartzwalder)	10	NR	7-3-0	1 p.m.	NBC
1/1/1966					
Missouri (Devine)	20	6	7-2-1	67,421	\$382,000
Florida (Graves)	18	NR	7-3-0	1 p.m.	NBC
1/2/1967					
Alabama (Bryant)*	34	3	11-0-0	82,000	\$472,000
Nebraska (Devaney)	7	6	9-1-0	1 p.m.	NBC
1/1/1968					
LSU (McClendon)	20	NR	6-3-1	78,963	\$430,000
Wyoming (Eaton)	13	6	10-0-0	1 p.m.	NBC
1/1/1969					
Arkansas (Broyles)	16	9-6	9-1-0	82,113	\$480,000
Georgia (Dooley)	2	4-8	8-0-2	1 p.m.	NBC
1/1/1970					
Ole Miss (Vaught)	27	13-8	7-3-0	82,500	\$698,792
Arkansas (Broyles)	22	3-7	9-1-0	12:45 p.m.	ABC
1/1/1971					
Tennessee (Battle)	34	4-4	10-1-0	78,685	\$659,568
Air Force (Martin)	13	11-16	9-2-0	Noon	ABC
1/1/1972					
Oklahoma (Fairbanks)	40	3-2	10-1-0	84,031	\$742,878
Auburn (Jordan)	22	5-12	9-1-0	11 a.m.	ABC
12/31/1972					
Oklahoma (Fairbanks)	14	2-2	10-1-0	80,123	n/a
Penn State (Paterno)	0	5-10	10-1-0	8 p.m.	ABC
12/31/1973					
Notre Dame (Parseghian)	24	3-1	10-0-0	85,161	\$900,412
Alabama (Bryant)	23	1-4	11-0-0	7:15 p.m.	ABC/25.3
12/31/1974					
Nebraska (Osborne)	13	8-9	8-3-0	67,890	\$961,112
Florida (Dickey)	10	18-15	7-3-0	7:08 p.m.	ABC
12/31/1975					
Alabama (Bryant)	13	4-3	10-1-0	75,212	\$1,000,000
Penn State (Paterno)	6	10-10	9-2-0	6:30 p.m.	ABC
1/1/1977					
Pittsburgh (Majors)	27	1-1	11-0-0	76,117	\$1,801,600
Georgia (Dooley)	3	4-10	10-1-0	11 a.m.	ABC
1/2/1978					
Alabama (Bryant)	35	3-2	10-1-0	76,811	\$1,867,164
Ohio State (Hayes)	6	9-10	9-2-0	1 p.m.	ABC
1/1/1979					
Alabama (Bryant)*	14	2-1	10-1-0	76,824	\$1,950,218
Penn State (Paterno)	7	1-4	11-0-0	1 p.m.	ABC/21.7
1/1/1980					
Alabama (Bryant)*	24	1-1	11-0-0	77,486	\$2,011,166
Arkansas (Holtz)	9	6-8	10-1-0	1:10 p.m.	ABC

PAST SUGAR BOWL INFORMATION

Teams	Final	AP Pre/Post Ranking (BCS)#	Pre-Game Records	Attendance/ Kickoff	Payout/ TV/Rating
1/1/1981					
Georgia (Dooley)	17	1-1	11-0-0	77,895	\$2,143,608
Notre Dame (Devine)	10	7-9	9-1-1	1:15 p.m.	ABC/23.3
1/1/1982					
Pittsburgh (Sherrill)	24	8-4	10-1-0	77,224	\$2,642,000
Georgia (Dooley)*	20	2-6	10-1-0	7:10 p.m.	ABC
1/1/1983					
Penn State (Paterno)*	27	2-1	10-1-0	78,124	\$3,600,000
Georgia (Dooley)	23	1-4	11-0-0	7:25 p.m.	ABC/24.4
1/2/1984					
Auburn (Dye)	9	3-3	10-1-0	77,893	\$3,600,000
Michigan (Schembechler)	7	8-10	9-2-0	7:10 p.m.	ABC
1/1/1985					
Nebraska (Osborne)*	28	5-4	9-2-0	75,608	\$4,560,000
LSU (Arnsparger)	10	11-15	8-2-1	7:09 p.m.	ABC
1/1/1986					
Tennessee (Majors)	35	8-4	8-1-2	77,423	\$4,560,000
Miami (Johnson)	7	2-9	10-1-0	7:10 p.m.	ABC
1/1/1987					
Nebraska (Osborne)	30	6-5	9-2-0	76,234	\$5,100,000
LSU (Arnsparger)	15	5-10	9-2-0	2:40 p.m.	ABC
1/1/1988					
Syracuse (MacPherson)	16	4-4	11-0-0	76,495	\$5,400,000
Auburn (Dye)	16	6-7	9-1-2	2:40 p.m.	ABC
1/2/1989					
Florida State (Bowden)*	13	4-3	10-1-0	75,098	\$6,000,000
Auburn (Dye)	7	7-8	10-1-0	7:45 p.m.	ABC
1/1/1990					
Miami (Erickson)*	33	2-1	10-1-0	77,452	\$6,500,000
Alabama (Curry)	25	7-9	10-1-0	7:51 p.m.	ABC
1/1/1991					
Tennessee (Majors)	23	10-8	8-2-2	75,132	\$7,100,000
Virginia (Welsh)	22	NR-23	8-3-0	7:56 p.m.	ABC
1/1/1992					
Notre Dame (Holtz)	39	18-13	9-3-0	76,447	\$7,400,000
Florida (Spurrier)	28	3-7	10-1-0	7:48 p.m.	ABC
1/1/1993					
Alabama (Stallings)	34	2-1	12-0-0	76,789	\$8,300,000
Miami (Erickson)	13	1-3	11-0-0	7:30 p.m.	ABC/18.2
1/1/1994					
Florida (Spurrier)	41	8-5	10-2-0	75,437	\$8,387,000
West Virginia (Nehlen)	7	3-7	11-0-0	7:30 p.m.	ABC
1/2/1995					
Florida State (Bowden)*	23	7-4	9-1-1	76,224	\$8,900,000
Florida (Spurrier)	17	5-7	10-1-1	7:50 p.m.	ABC
12/31/1995					
Virginia Tech (Beamer)	28	13-10	9-2	70,283	\$15.65 mil.
Texas (Mackovic)	10	9-14	10-1-1	6:10 p.m.	ABC
1/2/1997					
Florida (Spurrier)	52	3-1	11-1	78,344	\$16.85 mil.
Florida State (Bowden)	20	1-3	11-0	7:20 p.m.	ABC
1/1/1998					
Florida State (Bowden)	31	5-4	11-1	67,289	\$15.65 mil.
Ohio State (Cooper)	14	9-9	10-3	7:36 p.m.	ABC
1/1/1999					
Ohio State (Cooper)	24	3-2 (4)	10-1	76,503	\$25 mil.
Texas A&M (Slocum)	14	8-11 (6)	11-2	7:36 p.m.	ABC/11.5
1/4/2000					
Florida State (Bowden)	46	1-1 (1)	11-0	79,280	\$26 mil.
Virginia Tech (Beamer)	29	2-2 (2)	11-0	7:16 p.m.	ABC/17.5

Teams	Final	AP Pre/Post Ranking (CFP)#	Pre-Game Records	Attendance/ Kickoff	Payout/ TV/Rating
1/2/2001					
Miami (Davis)	37	2-2 (3)	10-1	64,407	\$26 mil.
Florida (Spurrier)	20	7-10 (7)	10-2	7:09 p.m.	ABC/13.0
1/1/2002					
LSU (Saban)	47	12-7 (13)	9-3	77,688	\$26 mil.
Illinois (Turner)	34	7-12 (8)	10-1	7:45 p.m.	ABC/8.6
1/1/2003					
Georgia (Richt)	26	4-3 (3)	12-1	74,269	\$26 mil.
Florida State (Bowden)	13	16-21 (14)	9-4	7:40 p.m.	ABC/9.2
1/4/2004					
LSU (Saban)	21	2-2 (2)	12-1	79,342	BCS
Oklahoma (Stoops)	14	3-3 (1)	12-1	7:06 p.m.	ABC/14.8
1/3/2005					
Virginia Tech (Beamer)	13	9-10 (8)	10-2	77,349	BCS
Auburn (Tuberville)	16	3-2 (3)	12-0	7:06 p.m.	ABC/9.5
1/2/2006 (Atlanta, Ga.)					
West Virginia (Rodriguez)	38	11-5 (11)	10-1	74,458	BCS
Georgia (Richt)	35	8-10 (7)	10-2	8:51 p.m.	ABC/9.0
1/3/2007					
LSU (Miles)	41	4-3 (4)	10-2	77,781	BCS
Notre Dame (Weis)	14	11-17 (11)	9-3	7:31 p.m.	FOX/9.0
1/1/2008					
Georgia (Richt)	41	4-2 (5)	10-2	74,383	BCS
Hawai'i (Jones)	10	10-19 (10)	12-0	7:50 p.m.	FOX/7.0
1/7/2008 - Allstate BCS Championship					
LSU (Miles)	38	2-1 (2)	11-2	79,651	BCS
Ohio State (Tressel)	24	1-5 (1)	11-1	7:23 p.m.	FOX/14.4
1/2/2009					
Utah (Whittingham)	31	7-2 (6)	12-0	71,872	BCS
Alabama (Saban)	17	4-6 (4)	12-1	7:18 p.m.	FOX/7.8
1/1/2010					
Cincinnati (Quinn)	24	3-8 (3)	12-0	65,207	BCS
Florida (Meyer)*	51	5-3 (5)	12-1	7:45 p.m.	FOX/8.5
1/4/2011					
Ohio State (Tressel)& Arkansas (Petrino)	31	6-5 (6)	11-1	73,879	BCS
	26	8-12 (8)	10-2	7:38 p.m.	ESPN/8.2
1/3/2012					
Michigan (Hoke)	23	13-12 (13)	11-1	64,512	BCS
Virginia Tech (Beamer)	20	17-21 (11)	11-2	7:30 p.m.	ESPN/6.1
1/9/2012 - Allstate BCS Championship					
Alabama (Saban)	21	2-1 (2)	11-1	78,237	BCS
LSU (Miles)	0	1-2 (1)	12-1	7:30 p.m.	ESPN/14.0
1/2/2013					
Louisville (Strong)	33	21-13 (21)	10-2	54,178	BCS
Florida (Muschamp)	23	3-9 (3)	11-1	7:30 p.m.	ESPN/6.2
1/2/2014					
Oklahoma (Stoops)	45	11-6 (11)	10-2	70,473	BCS
Alabama (Saban)	31	3-7 (3)	11-1	7:32 p.m.	ESPN/9.3
1/1/2015 - College Football Playoff Semifinal at the Allstate Sugar Bowl					
Ohio State (Meyer)	42	5-1 (4)	12-1	74,682	CFP
Alabama (Saban)	35	1-4 (1)	12-1	8 p.m.	ESPN/15.2
1/1/2016					
Oklahoma State (Gundy)	20	16-20 (13)	10-2	CFP	5.3
Ole Miss (Freeze)	48	12-10 (16)	9-3	7:40 p.m.	ESPN/15.2

Pre-Game and Post-Game Rankings from the Associated Press (Final CFP Ranking which is released prior to the bowl season - was BCS Ranking from 1999-2014).

* Defending national champion.

& Ohio State's participation was later vacated.

BCS and CFP Payouts determined by a formula.


SUGAR BOWL SCHOOL APPEARANCES

School	Games	Record	School	Games	Record	School	Games	Record	School	Games	Record
Air Force	1	0-1	Fordham	1	1-0	Missouri	2	1-1	Temple	1	0-1
1/1/71, lost to Tennessee, 34-13			1/1/42, def. Missouri, 2-0			1/1/42, lost to Fordham, 2-0			1/1/35, lost to Tulane, 20-14		
Alabama	15	8-7	Georgia	9	4-5	Navy	1	1-0	Tennessee	7	4-3
1/1/45, lost to Duke, 29-26			1/1/47, def. North Carolina, 20-10			1/1/55, def. Ole Miss, 21-0			1/1/41, lost to Boston College, 19-13		
1/1/48, lost to Texas, 27-7			1/1/69, lost to Arkansas, 16-2			Nebraska	4	3-1	1/1/43, def. Tulsa, 14-7		
1/1/62, def. Arkansas, 10-3			1/1/77, lost to Pittsburgh, 27-3			1/2/67, lost to Alabama, 34-7			1/1/52, lost to Maryland, 28-13		
1/1/64, def. Ole Miss, 12-7			1/1/81, def. Notre Dame, 17-10			12/31/74, def. Florida, 13-10			1/1/57, lost to Baylor, 13-7		
1/2/67, def. Nebraska, 34-7			1/1/82, lost to Pittsburgh, 24-20			1/1/85, def. LSU, 28-10			1/1/71, def. Air Force, 34-13		
12/31/73, lost to Notre Dame, 24-23			1/1/83, lost to Penn State, 27-23			1/1/87, def. LSU, 30-15			1/1/86, def. Miami, 35-7		
12/31/75, def. Penn State, 13-6			1/1/03, def. Florida State, 26-13			North Carolina	2	0-2	1/1/91, def. Virginia, 23-22		
1/2/78, def. Ohio State, 35-6			1/2/06, lost to West Virginia, 38-35			1/1/47, lost to Georgia, 20-10			Texas	3	1-2
1/1/79, def. Penn State, 14-7			1/1/08, def. Hawaii, 41-10			1/1/49, lost to Oklahoma, 14-6			1/1/48, def. Alabama, 27-7		
1/1/80, def. Arkansas, 24-9			Georgia Tech	4	4-0	Notre Dame	4	2-2	1/1/58, lost to Ole Miss, 39-7		
1/1/90, lost to Miami, 33-25			1/1/44, def. Tulsa, 20-18			12/31/73, def. Alabama, 24-23			12/31/95, lost to Va. Tech, 28-10		
1/1/93, def. Miami, 34-13			1/1/53, def. Ole Miss, 24-7			1/1/81, lost to Georgia, 17-10			Texas A&M	2	1-1
1/2/09, lost to Utah, 31-17			1/1/54, def. West Virginia, 42-19			1/1/92, def. Florida, 39-28			1/1/40, def. Tulane, 14-13		
1/2/14, lost to Oklahoma, 45-31			1/2/56, def. Pittsburgh, 7-0			1/3/07, lost to LSU, 41-14			1/1/99, lost to Ohio State, 24-14		
1/1/15, lost to Ohio State, 42-35			Hawai'i	1	0-1	Ohio State	5&	3-2	Tulane	2	1-1
Arkansas	6	1-5	1/1/08, lost to Georgia, 41-10			1/2/78, lost to Alabama, 35-6			1/1/35, def. Temple, 20-14		
1/1/62, lost to Alabama, 10-3			Illinois	1	0-1	1/1/98, lost to Florida State, 31-14			1/1/40, lost to Texas A&M, 14-13		
1/1/63, lost to Ole Miss, 17-13			1/1/02, lost to LSU, 47-34			1/1/99, def. Texas A&M, 24-14			Tulsa	2	0-2
1/1/69, def. Georgia, 16-2			Kentucky	1	1-0	1/4/11, def. Arkansas, 31-26&			1/1/43, lost to Tennessee, 14-7		
1/1/70, lost to Ole Miss, 27-22			1/1/51, def. Oklahoma, 13-7			1/1/15, def. Alabama, 42-35			1/1/44, lost to Georgia Tech, 20-18		
1/1/80, lost to Alabama, 24-9			LSU	13	6-7	Oklahoma	7	5-2	Utah	1	1-0
1/4/11, lost to Ohio State, 31-26&			1/1/36, lost to TCU, 3-2			1/1/49, def. North Carolina, 14-6			1/2/09, def. Alabama, 31-17		
Auburn	5	2-2-1	1/1/37, lost to Santa Clara, 21-14			1/2/50, def. LSU, 35-0			Virginia	1	0-1
1/1/72, lost to Oklahoma, 40-22			1/1/38, lost to Santa Clara, 6-0			1/1/51, lost to Kentucky, 13-7			1/1/91, lost to Tennessee, 23-22		
1/2/84, def. Michigan, 9-7			1/2/50, lost to Oklahoma, 35-0			1/1/72, def. Auburn, 40-22			Virginia Tech	4	1-3
1/1/88, tied Syracuse, 16-16			1/1/59, def. Clemson, 7-0			12/31/72, def. Penn State, 14-0			12/31/95, def. Texas, 28-10		
1/2/89, lost to Florida State, 13-7			1/1/60, lost to Ole Miss, 21-0			1/4/04, lost to LSU, 21-14			1/4/00, lost to Florida State, 46-29		
1/3/05, def. Virginia Tech, 16-13			1/1/65, def. Syracuse, 13-10			1/2/14, def. Alabama, 45-31			1/3/05, lost to Auburn, 16-13		
Baylor	1	1-0	1/1/68, def. Wyoming, 20-13			**Oklahoma State	2	1-1	1/3/12, lost to Michigan, 23-20		
1/1/57, def. Tennessee, 13-7			1/1/85, lost to Nebraska, 28-10			1/1/46, def. St. Mary's, 33-13			West Virginia	3	1-2
Boston College	1	1-0	1/1/87, lost to Nebraska, 30-15			1/1/16, lost to Ole Miss, 48-20			1/1/54, lost to Georgia Tech, 42-19		
1/1/41, def. Tennessee, 19-13			1/1/02, def. Illinois, 47-34			Penn State	4	1-3	1/1/94, lost to Florida, 41-7		
*Carnegie Mellon	1	0-1	1/4/04, def. Oklahoma, 21-14			12/31/72, lost to Oklahoma, 14-0			1/2/06, def. Georgia, 38-35		
1/2/39, lost to TCU, 15-7			1/3/07, def. Notre Dame, 41-14			12/31/75, lost to Alabama, 13-6			Wyoming	1	0-1
Cincinnati	1	0-1	Louisville	1	1-0	1/1/79, lost to Alabama, 14-7			1/1/68, lost to LSU, 20-13		
1/1/10, lost to Florida, 51-24			1/2/13, def. Florida, 33-23			1/1/83, def. Georgia, 27-23					
Clemson	1	0-1	Maryland	1	1-0	Pittsburgh	3	2-1			
1/1/59, lost to LSU, 7-0			1/1/52, def. Tennessee, 28-13			1/2/56, lost to Georgia Tech, 7-0					
Duke	1	1-0	Miami	4	2-2	1/1/77, def. Georgia, 27-3					
1/1/45, def. Alabama, 29-26			1/1/86, lost to Tennessee, 35-7			1/1/82, def. Georgia, 24-20					
Florida	9	3-6	1/1/90, def. Alabama, 33-25			Rice	1	0-1			
1/1/66, lost to Missouri, 20-18			1/1/93, lost to Alabama, 34-13			1/2/61, lost to Ole Miss, 14-6					
12/31/74, lost to Nebraska, 13-10			1/2/01, def. Florida, 37-20			St. Mary's	1	0-1			
1/1/92, lost to Notre Dame, 39-28			Michigan	2	1-1	1/1/46, lost to Okla. A&M, 33-13					
1/1/94, def. West Virginia, 41-7			1/2/84, lost to Auburn, 9-7			Santa Clara	2	2-0			
1/2/95, lost to Florida State, 23-17			1/3/12, def. Virginia Tech, 23-20			1/1/37, def. LSU, 21-14					
1/2/97, def. Florida State, 52-20			Ole Miss	9	6-3	1/1/38, def. LSU, 6-0					
1/2/01, lost to Miami, 37-20			1/1/53, lost to Georgia Tech, 24-7			Syracuse	2	0-1-1			
1/1/10, def. Cincinnati, 51-24			1/1/55, lost to Navy, 21-0			1/1/65, lost to LSU, 13-10					
1/2/13, lost to Louisville, 33-23			1/1/58, def. Texas, 39-7			1/1/88, tied Auburn, 16-16					
Florida State	6	4-2	1/1/60, def. LSU, 21-0			TCU	2	2-0			
1/2/89, def. Auburn, 13-7			1/2/61, def. Rice, 14-6			1/1/36, def. LSU, 3-2					
1/2/95, def. Florida, 23-17			1/1/63, def. Arkansas, 17-13			1/2/39, def. Carnegie Mellon, 15-7					
1/2/97, lost to Florida, 52-20			1/1/64, lost to Alabama, 12-7								
1/1/98, def. Ohio State, 31-14			1/1/70, def. Arkansas, 27-22								
1/4/00, def. Virginia Tech, 46-29			1/1/16, def. Oklahoma State, 48-20								
1/1/03, lost to Georgia, 26-13											

*Previously Carnegie Tech
 **Previously Oklahoma A&M
 & Ohio State participation in 2011
 game vacated (official record is 2-2)

SUGAR BOWL COACHING APPEARANCES

Coach	Games/Years	Record	Institution
Bill Alexander*	1/1944	1-0	Georgia Tech
Bill Arnsparger	2/1985, 87	0-2	LSU
John Barnhill	1/1943	1-0	Tennessee
Bill Battle	1/1971	1-0	Tennessee
Frank Beamer	4/1995, 00, 05, 12	1-3	Virginia Tech
Sam Boyd	1/1957	1-0	Baylor
Frank Broyles*	4/1962, 63, 69, 70	1-3	Arkansas
Paul "Bear" Bryant*	9/1951, 62, 64, 67, 73, 75, 78, 79, 80	8-1	Kentucky/Alabama
Bobby Bowden*	6/1989, 95, 97, 98, 00, 03	4-2	Florida State
Wally Butts*	1/1947	1-0	Georgia
Eddie Cameron#	1/1945	1-0	Duke
J. Blair Cherry	1/1948	1-0	Texas
Ted Cox	1/1935	1-0	Tulane
John Cooper*	2/1998, 99	1-1	Ohio State
Jim Crowley#	1/1942	1-0	Fordham
Bill Curry	1/1990	0-1	Alabama
Red Dawson	1/1940	0-1	Tulane
Bob Devaney*	1/1967	0-1	Nebraska
Butch Davis	1/2001	1-0	Miami
Dan Devine*	2/1966, 81	1-1	Missouri/Notre Dame
Doug Dickey*	1/1974	0-1	Florida
Paul Dietzel	2/1959, 60	1-1	LSU
Bobby Dodd*	3/1953, 54, 56	3-0	Georgia Tech
Vince Dooley*	5/1969, 77, 81, 82, 83	1-4	Georgia
Red Drew	1/1948	0-1	Alabama
Pat Dye*	3/1984, 88, 89	1-1-1	Auburn
Lloyd Eaton	1/1968	0-1	Wyoming
Eddie Erdelatz	1/1955	1-0	Navy
Dennis Erickson	2/1990, 93	1-1	Miami
Chuck Fairbanks	2/1972, 72 (Dec. 31)	2-0	Oklahoma
Don Faurot*	1/1942	0-1	Missouri
Hugh Freeze	1/2016	1-0	Ole Miss
Henry Frnka	2/1943, 44	0-2	Tulsa
Mike Gundy	1/2016	0-1	Oklahoma State
Ray Graves*	1/1966	0-1	Florida
Woody Hayes*	1/1978	0-1	Ohio State
Brady Hoke	1/2012	1-0	Michigan
Lou Holtz*	2/1980, 92	1-1	Arkansas/Notre Dame
Frank Howard*	1/1959	0-1	Clemson
Jimmy Johnson*	1/1986	0-1	Miami
June Jones	1/2008	0-1	Hawai'i
Ralph "Shug" Jordan*	1/1972	0-1	Auburn
Bill Kern	1/1939	0-1	@Carnegie Mellon
Frank Leahy*	1/1941	1-0	Boston College
Art Lewis	1/1954	0-1	West Virginia
Jim Lookabaugh	1/1946	1-0	%Oklahoma State
John Mackovic	1/1995	0-1	Texas
Dick MacPherson*	1/1988	0-0-1	Syracuse
Johnny Majors#	3/1977, 86, 91	3-0	Pittsburgh/Tennessee
Ben Martin	1/1971	0-1	Air Force
Charlie McClendon*	2/1965, 68	2-0	LSU
Dutch Meyer*	2/1936, 39	2-0	TCU
Urban Meyer	2/2010&, 15	2-0	Florida/Ohio State
John Michelosen	1/1956	0-1	Pittsburgh
Les Miles	1/2007	1-0	LSU
Bernie Moore*	3/1936, 37, 38	0-3	LSU
Will Muschamp	1/2013	0-1	Florida
Jess Neely*	1/1961	0-1	Rice
Don Nehlen*	1/1994	0-1	West Virginia
Bob Neyland*	2/1941, 52	0-2	Tennessee
Homer Norton*	1/1940	1-0	Texas A&M
Tom Osborne*	3/1974, 85, 87	3-0	Nebraska
Ara Parseghian*	1/1973	1-0	Notre Dame
Joe Paterno*	4/1972, 75, 79, 83	1-3	Penn State
Bobby Petrino	1/2011	0-1	Arkansas
Jim Phelan*	1/1946	0-1	St. Mary's
Jeff Quinn	1/2010	0-1	Cincinnati
Mark Richt	3/2003, 06, 08	2-1	Georgia
Rich Rodriguez	1/2006	1-0	West Virginia
Darrell Royal*	1/1958	0-1	Texas
Nick Saban	5/2002, 04, 09, 14, 15	2-3	LSU/Alabama



Left: Charlie Strong celebrates Louisville's victory in the 2013 Sugar Bowl. Right: Before Bear Bryant became a legend at Alabama, he shocked the nation by directing his 1951 Kentucky squad to a major upset of No. 1 Oklahoma, snapping the Sooners' 31-game winning streak.

Coach	Games/Years	Record	Institution
Bo Schembechler*	1/1984	0-1	Michigan
Ben Schwartzwalder*	1/1965	0-1	Syracuse
Buck Shaw*	2/1937, 38	2-0	Santa Clara
Jackie Sherrill	1/1982	1-0	Pittsburgh
R.C. Slocum*	1/1999	0-1	Texas A&M
Carl Snavelly*	2/1947, 49	0-2	North Carolina
Steve Spurrier#	5/1992, 94, 95, 97, 01	2-3	Florida
Gene Stallings*	1/1993	1-0	Alabama
Bob Stoops	2/2004, 14	1-1	Oklahoma
Charlie Strong	1/2013	1-0	Louisville
Jim Tatum*	1/1952	1-0	Maryland
Frank Thomas*	1/1945	0-1	Alabama
Gaynell Tinsley#	1/1950	0-1	LSU
Jim Tressel*	1/2011	1-0	Ohio State
Tommy Tuberville	1/2005	1-0	Auburn
Ron Turner	1/2002	0-1	Illinois
Johnny Vaught*	8/1953, 55, 58, 60, 61, 63, 64, 70	5-3	Ole Miss
Pop Warner*	1/1935	0-1	Temple
Charlie Weis	1/2007	0-1	Notre Dame
George Welsh*	1/1991	0-1	Virginia
Kyle Whittingham	1/2008	1-0	Utah
Bud Wilkinson*	3/1949, 50, 51	2-1	Oklahoma
Bowden Wyatt*	1/1957	0-1	Tennessee

* - College Football Hall of Fame coaches (46)

- College Football Hall of Fame players who coached in the Sugar Bowl (5)

@ - Then Carnegie Tech

% - Then Oklahoma A&M

& Ohio State participation in 2011 game vacated (official Meyer record is 1-0)



Hall of Fame coach Johnny Vaught directed his Ole Miss Rebels to eight Sugar Bowl appearances, registering five victories, including a 1961 National Championship.

MILLER-DIGBY AWARD-WINNERS

Since 1948, the Sugar Bowl has honored the most outstanding player in each game, using votes of the sportswriters and sportscasters covering the game. The award was established initially as a memorial to Warren V. Miller, the first president of the Bowl. In 1959, the name of the trophy was changed to the Miller-Digby Memorial Trophy, following the death of Fred J. Digby, one of the founders and the first general manager of the Bowl.


MILLER-DIGBY AWARD WINNERS - MVP of the Sugar Bowl




Bobby Layne



Ken Stabler




Archie Manning



Herschel Walker




Bo Jackson




Jerome Bettis



Danny Wuerffel



Steve Slaton



Tim Tebow



Teddy Bridgewater

YEAR	PLAYER	SCHOOL	POSITION	YEAR	PLAYER	SCHOOL	POSITION
1948	Bobby Layne	Texas	QB	1984	Bo Jackson	Auburn	TB
1949	Jack Mitchell	Oklahoma	QB	1985	Craig Sundberg	Nebraska	QB
1950	Leon Heath	Oklahoma	FB	1986	Daryl Dickey	Tennessee	QB
1951	Walt Yowarsky	Kentucky	T	1987	Steve Taylor	Nebraska	QB
1952	Ed Modzelewski	Maryland	FB	1988	Don McPherson	Syracuse	QB
1953	Leon Hardeman	Georgia Tech	HB	1989	Sammie Smith	Florida State	TB
1954	Pepper Rodgers	Georgia Tech	QB	1990	Craig Erickson	Miami	QB
1955	Joe Gattuso	Navy	FB	1991	Andy Kelly	Tennessee	QB
1956	Franklin Brooks	Georgia Tech	G	1992	Jerome Bettis	Notre Dame	FB
1957	Delbert Shofner	Baylor	HB	1993	Derrick Lassic	Alabama	HB
1958	Raymond Brown	Ole Miss	QB	1994	Errict Rhett	Florida	TB
1959	Billy Cannon	LSU	HB	1995	Warrick Dunn	Florida State	TB
1960	Bobby Franklin	Ole Miss	QB	1995	Bryan Still	Virginia Tech	FL
1961	Jake Gibbs	Ole Miss	QB	1997	Danny Wuerffel	Florida	QB
1962	Mike Fracchia	Alabama	FB	1998	E.G. Green	Florida State	WR
1963	Glynn Griffing	Ole Miss	QB	1999	David Boston	Ohio State	WR
1964	Tim Davis	Alabama	PK	2000	Peter Warrick	Florida State	WR
1965	Doug Moreau	LSU	FL	2001	Ken Dorsey	Miami	QB
1966	Steve Spurrier	Florida	QB	2002	Rohan Davey	LSU	QB
1967	Kenny Stabler	Alabama	QB	2003	Musa Smith	Georgia	RB
1968	Glenn Smith	LSU	HB	2004	Justin Vincent	LSU	RB
1969	Chuck Dicus	Arkansas	FL	2005	Jason Campbell	Auburn	QB
1970	Archie Manning	Ole Miss	QB	2006	Steve Slaton	West Virginia	TB
1971	Bobby Scott	Tennessee	QB	2007	JaMarcus Russell	LSU	QB
1972	Jack Mildren	Oklahoma	QB	2008	Marcus Howard	Georgia	DE
1972	Tinker Owens	Oklahoma	FL	2009	Brian Johnson	Utah	QB
1973	Tom Clements	Notre Dame	QB	2010	Tim Tebow	Florida	QB
1974	Tony Davis	Nebraska	FB	2011	Terrelle Pryor	Ohio State	QB
1975	Richard Todd	Alabama	QB	2012	Junior Hemingway	Michigan	WR
1977	Matt Cavanaugh	Pittsburgh	QB	2013	Teddy Bridgewater	Louisville	QB
1978	Jeff Rutledge	Alabama	QB	2014	Trevor Knight	Oklahoma	QB
1979	Barry Krauss	Alabama	LB	2015*	Ezekiel Elliott (off.)	Ohio State	RB
1980	Major Ogilvie	Alabama	RB		Darron Lee (def.)	Ohio State	LB
1981	Herschel Walker	Georgia	TB	2016	Chad Kelly	Ole Miss	QB
1982	Dan Marino	Pittsburgh	QB				
1983	Todd Blackledge	Penn State	QB				

* College Football Playoff policies require an offensive and a defensive MVP for Playoff Semifinals.

CONFERENCE CHAMPS IN THE SUGAR BOWL

Year	School	Conference	Result	Year	School	Conference	Result
1935	Tulane	SEC	Def. Temple, 20-14	1982	Georgia	SEC	Lost to Pittsburgh, 24-20
1936	LSU	SEC	Lost to TCU, 3-2	1983	Georgia	SEC	Lost to Penn State, 27-23
1937	LSU	SEC	Lost to Santa Clara, 21-14	1984	Auburn	SEC	Def. Michigan, 9-7
1939	TCU	Southwest	Def. Carnegie Tech, 15-7	1985	Nebraska	Big Eight	Def. LSU, 28-10
1940	Tulane	SEC	Lost to Texas A&M, 14-13	1986	Tennessee	SEC	Def. Miami, 35-7
1940	Texas A&M	Southwest	Def. Tulane, 14-13	1987	LSU	SEC	Lost to Nebraska, 30-15
1941	Tennessee	SEC	Lost to Boston College, 19-13	1988	Auburn	SEC	Tied Syracuse, 16-16
1942	Missouri	Big Eight	Lost to Fordham, 2-0	1989	Auburn	SEC	Lost to Florida State, 13-7
1943	Tulsa	Missouri Valley	Lost to Tennessee, 14-7	1990	Alabama	SEC	Lost to Miami, 33-25
1944	Georgia Tech	SEC	Def. Tulsa, 20-18	1991	Tennessee	SEC	Def. Virginia, 23-22
1944	Tulsa	Missouri Valley	Lost to Georgia Tech, 20-18	1992	Florida	SEC	Lost to Notre Dame, 39-28
1945	Duke	Southern	Def. Alabama, 29-26	1993	Alabama	SEC	Def. Miami, 34-13
1946	Oklahoma A&M	Missouri Valley	Def. St. Mary's, 33-13	1994	Florida	SEC	Def. West Virginia, 41-7
1947	Georgia	SEC	Def. North Carolina, 20-10	1994	West Virginia	Big East	Lost to Florida, 41-7
1947	North Carolina	Southern	Lost to Georgia, 20-10	1995(J)	Florida	SEC	Lost to Florida State, 23-17
1950	Oklahoma	Big Seven	Def. LSU, 35-0	1995(J)	Florida State	ACC	Def. Florida, 23-17
1951	Kentucky	SEC	Def. Oklahoma, 13-7	1995(D)	Texas	Southwest	Lost to Virginia Tech, 28-10
1951	Oklahoma	Big Seven	Lost to Kentucky, 13-7	1995(D)	Virginia Tech	Big East	Def. Texas, 28-10
1952	Tennessee	SEC	Lost to Maryland, 28-13	1997	Florida	SEC	Def. Florida State, 52-20
1952	Maryland	Southern	Def. Tennessee, 28-13	1997	Florida State	ACC	Lost to Florida, 52-20
1953	Georgia Tech	SEC	Def. Ole Miss, 24-7	1998	Florida State	ACC	Def. Ohio State, 31-14
1954	West Virginia	Southern	Lost to Georgia Tech, 42-19	1999	Ohio State	Big Ten	Def. Texas A&M, 24-14
1955	Ole Miss	SEC	Lost to Navy, 21-0	1999	Texas A&M	Big 12	Lost to Ohio State, 24-14
1957	Tennessee	SEC	Lost to Baylor, 13-7	2000	Virginia Tech	Big East	Lost to Florida State, 46-29
1959	LSU	SEC	Def. Clemson, 7-0	2000	Florida State	ACC	Def. Virginia Tech, 46-29
1959	Clemson	ACC	Lost to LSU, 7-0	2001	Florida	SEC	Lost to Miami, 37-20
1961	Ole Miss	SEC	Def. Rice, 14-6	2001	Miami	Big East	Def. Florida, 37-20
1962	Alabama	SEC	Def. Arkansas, 10-3	2002	LSU	SEC	Def. Illinois, 47-34
1963	Ole Miss	SEC	Def. Arkansas, 17-13	2002	Illinois	Big Ten	Lost to Illinois, 47-24
1964	Ole Miss	SEC	Lost to Alabama, 12-7	2003	Georgia	SEC	Def. Florida State, 26-13
1967	Alabama	SEC	Def. Nebraska, 34-7	2003	Florida State	ACC	Lost to Georgia, 26-13
1967	Nebraska	Big Eight	Lost to Alabama, 34-7	2004	LSU	SEC	Def. Oklahoma, 21-14
1969	Georgia	SEC	Lost to Arkansas, 16-2	2004	Oklahoma	Big 12	Lost to LSU, 21-14
1969	Arkansas	Southwest	Def. Georgia, 16-2	2005	Auburn	SEC	Def. Virginia Tech, 16-13
1972	Oklahoma	Big Eight	Def. Penn State, 14-0	2005	Virginia Tech	ACC	Lost to Auburn, 16-13
1973	Alabama	SEC	Lost to Notre Dame, 24-23	2006	Georgia	SEC	Lost to West Virginia, 38-35
1975	Alabama	SEC	Def. Penn State, 13-6	2006	West Virginia	Big East	Def. Georgia, 38-35
1977	Georgia	SEC	Lost to Pittsburgh, 27-3	2008	Hawai'i	WAC	Lost to Georgia, 41-10
1978	Alabama	SEC	Def. Ohio State, 35-6	2009	Utah	Mountain West	Def. Alabama, 31-17
1978	Ohio State	Big Ten	Lost to Alabama, 35-6	2010	Cincinnati	Big East	Lost to Florida, 51-24
1979	Alabama	SEC	Def. Penn State, 14-7	2013	Louisville	Big East	Def. Florida, 33-23
1980	Alabama	SEC	Def. Arkansas, 24-9	2015	Alabama	SEC	Lost to Ohio State, 42-35
1980	Arkansas	Southwest	Lost to Alabama, 24-9	2015	Ohio State	Big Ten	Def. Alabama, 42-35
1981	Georgia	SEC	Def. Notre Dame, 17-10				



The 2012 Louisville Cardinals were the 85th conference champion (won or shared title) to play in the Sugar Bowl. In addition, the bowl has hosted 27 national champions in New Orleans (see Inside Front Cover for teams).

COLLEGE FOOTBALL HALL OF FAME PLAYERS



Davey O'Brien



Bruce Bosley



Billy Cannon



Steve Spurrier




Marty Lyons




Tony Dorsett



Dan Marino



Vinny Testaverde



Don McPherson



Deion Sanders

Since the establishment of the Sugar Bowl in 1935, the New Orleans classic has featured 135 future members of the College Football Hall of Fame (88 players, 47 coaches). From the most recent class of Hall of Fame inductees (2015), the Sugar Bowl added two more alums: Florida wide receiver Wes Chandler and Texas running back Ricky Williams.

The first class of College Football Hall of Fame inductees was selected in 1951. That inaugural class included 54 legends and pioneers of the game like Walter Camp, Jim Thorpe, Red Grange, Amos Alonzo Stagg and Knute Rockne. Today more than 900 legendary players and coaches from NCAA Division I-A, I-AA, II, III and the NAIA are enshrined in the Hall.

To see the Hall of Fame coaches in the game, please turn to page 59.

COLLEGE FOOTBALL HALL OF FAMERS IN THE SUGAR BOWL

Aldrich, Ki	TCU	1939	Manning, Archie	Ole Miss	1970
Alworth, Lance	Arkansas	1962	Marino, Dan	Pittsburgh	1982
Baugh, Sammy	TCU	1936	Maryland, Russell	Miami	1990
Beagle, Ron	Navy	1955	McPherson, Don	Syracuse	1988
Beasley, Terry	Auburn	1972	Meylan, Wayne	Nebraska	1967
Blades, Bennie	Miami	1986	Mickal, Abe	LSU	1936
Bosley, Bruce	West Virginia	1954	Modzelewski, Dick	Maryland	1952
Brahaney, Tom	Oklahoma	1972, 1972 (Dec)	Morris, George	Georgia Tech	1953
Browner, Ross	Notre Dame	1973 (Dec)	Morris, Larry	Georgia Tech	1952, 1953
Butler, Kevin	Georgia	1982, 1983	Neighbors, Billy	Alabama	1962
Cannon, Billy	LSU	1959, 1960	Newsome, Ozzie	Alabama	1976, 1978
Cappelletti, John	Penn State	1972 (Dec)	O'Brien, Davey	TCU	1939
Casper, Dave	Notre Dame	1973 (Dec)	O'Rourke, Charlie	Boston College	1941
Caveness, Ronnie	Arkansas	1963	Owens, Jim	Oklahoma	1949, 1950
Chandler, Wes	Florida	1974	Parilli, Babe	Kentucky	1951
Dicus, Chuck	Arkansas	1969, 1970	Pruitt, Greg	Oklahoma	1972, 1972
Dobbs, Glenn	Tulsa	1943	Rauch, John	Georgia	1947
Dorney, Keith	Penn State	1975 (Dec)	Rocker, Tracy	Auburn	1988, 1989
Dorsett, Tony	Pittsburgh	1977	Roland, Johnny	Missouri	1966
Falaschi, Nello	Santa Clara	1937	Sanders, Deion	Florida State	1989
Fenimore, Bob	Oklahoma State	1946	Scarbath, Jack	Maryland	1952
Flowers, Charlie	Ole Miss	1958, 1960	Scott, Jake	Georgia	1969
Fralic, Bill	Pittsburgh	1982	Selmon, Lee Roy	Oklahoma	1972 (Dec)
Gain, Bob	Kentucky	1951	Shoate, Ron	Oklahoma	1972 (Dec)
Gibbs, Jake	Ole Miss	1960, 1961	Simons, Monk	Tulane	1935
Gilmer, Harry	Alabama	1945, 1948	Smith, Billy Ray	Arkansas	1980
Gladchuck, Chet	Boston College	1941	Spurrier, Steve	Florida	1966
Glass, Bill	Baylor	1957	Stanfill, Bill	Georgia	1969
Goodreault, Gene	Boston College	1941	Sullivan, Pat	Auburn	1972
Hoage, Terry	Georgia	1981, 1982, 1983	Testaverde, Vinny	Miami	1986
Holovak, Mike	Boston College	1941	Tinsley, Gus	LSU	1936, 1937
Huff, Sam	West Virginia	1954	Torretta, Gino	Miami	1993
Jackson, Bo	Auburn	1984	Vessels, Billy	Oklahoma	1951
Jenkins, Darold	Missouri	1942	Walker, Herschel	Georgia	1981, 1982, 1983
Jones, Stan	Maryland	1952	Ward, Bob	Maryland	1952
Jordan, Lee Roy	Alabama	1962	Warner, Curt	Penn State	1983
Justice, Charlie	N. Carolina	1947	Washington, Joe	Oklahoma	1972 (Dec)
Kavanaugh, Ken	LSU	1938	Weatherall, Jim	Oklahoma	1949, 1950, 1951
Kerr, George	Boston College	1941	Wedemeyer, Herman	St. Mary's	1946
Kimbrough, John	Texas A&M	1940	Weiner, Art	N. Carolina	1947, 1949
Layne, Bobby	Texas	1948	Weurffel, Danny	Florida	1995, 1997
Lester, Darrell	TCU	1936	Williams, Ricky	Texas	1995 (Dec.)
Little, Floyd	Syracuse	1965			
Lowe, Woodrow	Alabama	1974, 1976			
Lyons, Marty	Alabama	1975, 1978, 1979			
Mancha, Vaughn	Alabama	1945, 1948			

(Dec) - indicates Sugar Bowl was played in December of that year.

YEAR-BY-YEAR SUGAR BOWL STATISTICS

Year	Teams	Score	First Downs	Rushing Plays	Rushing Yards	Passes Attempted	Passes Completed	Had Intercepted	Passing Yards	Total Offense	Punts/Avg	Fumbles/ Lost	Penalties/ Yards
2016	Oklahoma State	20	20	30	63	45	27	0	303	366	7/38.1	2/1	7/77
	Ole Miss	48	28	37	207	35	22	1	347	554	4/45.8	1/0	5/75
2015	Ohio State	42	23	42	281	36	19	1	256	537	6/46.5	2/1	4/24
	Alabama	35	21	34	170	36	22	3	237	407	7/55.0	0/0	4/36
2014	Oklahoma	45	24	30	81	44	32	1	348	429	6/42.3	1/0	11/95
	Alabama	31	20	35	129	30	19	2	387	516	4/43.5	3/3	6/45
2013	Louisville	33	23	36	70	32	20	1	266	336	1/39.0	2/0	2/25
	Florida	23	17	30	111	29	16	2	175	286	4/41.2	1/1	9/98
2012	Michigan	23	12	30	56	22	10	1	128	184	5/36.2	2/0	4/26
	Virginia Tech	20	22	48	163	28	19	1	214	377	1/36.0	1/1	7/68
2011	Ohio State*	31	20	45	225	25	14	0	221	446	5/31.2	2/0	2/15
	Arkansas	26	23	31	125	47	24	1	277	402	7/43.7	3/0	6/48
2010	Cincinnati	24	19	23	76	45	27	0	170	246	6/42.2	1/0	3/40
	Florida	51	28	34	177	36	31	0	482	659	1/44.0	0/0	12/90
2009	Utah	31	22	24	13	41	27	0	336	349	6/45.2	3/1	10/91
	Alabama	17	15	33	31	30	18	2	177	208	4/41.5	1/1	7/67
2008	Hawaii	10	20	18	-5	57	35	4	311	306	3/34.0	2/2	11/90
	Georgia	41	19	40	159	27	14	1	175	334	3/48.3	1/0	11/100
2007	Notre Dame	14	17	31	143	35	15	2	148	291	5/47.4	0/0	4/40
	LSU	41	31	37	245	34	21	1	332	577	2/43.5	2/1	9/95
2006	West Virginia	38	27	63	382	14	11	0	120	502	4/36.0	1/0	9/74
	Georgia	35	27	28	224	33	20	0	277	501	3/45.7	4/3	4/50
2005	Virginia Tech	13	19	22	76	38	21	2	299	375	5/35.2	0/0	7/57
	Auburn	16	14	43	110	16	11	1	189	299	4/43.0	1/1	4/35
2004	LSU	21	13	40	159	24	14	2	153	312	8/34.0	1/1	8/65
	Oklahoma	14	12	33	52	37	13	2	102	154	8/45.9	2/0	11/70
2003	Florida State	13	18	41	115	26	13	0	147	262	5/40.4	2/1	5/37
	Georgia	26	11	36	151	15	10	2	125	276	4/48.3	1/1	6/59
2002	Illinois	34	13	21	61	36	15	1	302	363	9/40.4	1/1	4/39
	LSU	47	32	44	151	53	31	0	444	595	8/39.4	2/1	13/113
2001	Miami	37	29	43	184	40	22	2	270	454	2/44.0	0/0	11/109
	Florida	20	25	20	140	51	24	3	312	452	5/46.8	0/0	9/79
2000	Virginia Tech	29	24	52	278	29	15	0	225	503	6/29.3	3/3	6/65
	Florida State	46	15	23	30	34	20	1	329	359	7/44.3	2/0	7/59
1999	Texas A&M	14	17	27	96	39	22	0	187	283	10/39.8	1/1	6/43
	Ohio State	24	25	42	210	38	21	0	222	432	6/38.3	3/0	6/61
1998	Ohio State	14	21	44	118	36	16	3	207	325	7/45.4	1/0	10/70
	Florida State	31	18	27	60	33	22	2	334	394	6/42.7	0/0	9/74
1997	Florida	52	26	43	168	34	18	1	306	474	7/48.1	1/0	15/102
	Florida State	20	13	21	42	41	17	2	271	313	8/46.4	0/0	14/115
1995	Virginia Tech	28	20	32	105	34	18	1	266	371	9/33.2	5/2	11/99
	Texas	10	15	33	78	37	14	3	148	226	9/40.0	2/1	9/91
1995	Florida State	23	21	30	76	41	24	0	325	401	4/39.0	0/0	7/62
	Florida	17	23	29	5	43	30	1	449	454	3/45.7	2/2	8/57
1994	West Virginia	7	16	31	122	40	16	1	143	265	8/42.5	2/1	8/71
	Florida	41	30	48	201	39	24	1	281	482	3/52.7	2/1	5/43
1993	Miami	13	16	18	48	56	24	3	278	326	5/41.6	4/1	6/37
	Alabama	34	15	60	267	13	4	2	18	285	6/44.5	0/0	7/46
1992	Notre Dame	39	23	49	279	19	14	1	154	433	2/34.0	4/3	3/15
	Florida	28	29	33	141	58	28	2	370	511	2/52.5	0/0	4/40
1991	Virginia	22	25	58	287	24	9	3	62	349	1/48.0	1/0	5/30
	Tennessee	23	28	38	191	35	24	2	273	464	2/20.0	1/1	5/65
1990	Alabama	25	17	29	38	43	27	1	214	252	8/38.3	0/0	3/24
	Miami	33	24	50	227	27	17	1	250	477	5/31.4	2/2	11/77
1989	Auburn	7	18	36	108	33	19	3	162	270	4/35.8	3/2	5/65
	Florida State	13	21	47	148	27	14	1	157	305	4/35.0	2/1	6/45

YEAR-BY-YEAR SUGAR BOWL STATISTICS

Year	Teams	Score	First Downs	Rushing Plays	Rushing Yards	Passes Attempted	Passes Completed	Had Intercepted	Passing Yards	Total Offense	Punts/Avg	Fumbles/ Lost	Penalties/ Yards
1988	Auburn	16	14	22	41	34	25	1	229	270	6/44.8	1/0	5/43
	Syracuse	16	23	55	174	21	11	0	140	314	5/35.6	2/0	2/20
1987	Nebraska	30	22	60	242	20	11	0	110	352	4/30.3	5/2	5/78
	LSU	15	10	29	32	30	14	2	159	191	6/42.0	6/1	12/130
1986	Miami	7	22	30	32	44	23	4	237	269	6/37.7	5/2	15/120
	Tennessee	35	16	43	211	25	15	1	131	342	6/39.2	2/1	11/125
1985	LSU	10	19	34	183	38	20	5	221	404	4/39.8	3/1	5/36
	Nebraska	28	23	59	280	18	10	3	143	423	5/30.6	0/0	9/74
1984	Michigan	7	12	31	118	25	9	1	125	243	8/38.4	2/1	6/49
	Auburn	9	21	67	301	6	2	1	21	322	4/42.0	4/3	3/15
1983	Penn State	27	19	44	139	23	13	0	228	367	7/42.6	2/1	7/42
	Georgia	23	19	46	160	28	12	2	166	326	8/41.8	3/0	7/39
1982	Pittsburgh	24	27	44	208	41	26	2	261	469	2/44.5	5/3	14/96
	Georgia	20	11	36	141	15	8	2	83	224	6/39.5	2/2	5/35
1981	Georgia	17	10	52	120	13	1	0	7	127	11/38.5	0/0	6/32
	Notre Dame	10	17	50	190	28	14	3	138	328	5/42.0	1/1	8/69
1980	Alabama	24	18	53	284	7	4	0	70	354	8/36.3	1/1	7/61
	Arkansas	9	21	41	97	40	22	2	245	342	7/36.3	1/1	1/15
1979	Penn State	7	12	38	19	30	15	4	163	182	10/38.7	2/0	8/51
	Alabama	14	12	60	208	15	8	2	91	299	10/38.8	2/1	11/75
1978	Ohio State	6	13	38	160	17	7	3	103	263	4/37.5	0/0	4/40
	Alabama	35	25	68	280	11	8	0	109	389	1/33.0	10/2	1/5
1977	Pittsburgh	27	24	66	288	18	10	0	192	480	5/36.8	2/1	6/66
	Georgia	3	14	40	135	22	3	4	46	181	8/47.1	4/2	4/30
1975	Penn State	6	12	41	157	14	8	1	57	214	4/48.5	1/0	0/0
	Alabama	13	14	49	106	12	10	0	210	316	5/40.8	1/0	3/22
1974	Nebraska	13	18	60	304	14	2	4	16	320	4/37.0	3/1	2/17
	Florida	10	13	55	178	10	5	1	97	275	6/32.5	3/1	5/41
1973	Notre Dame	24	20	59	252	12	7	0	169	421	5/35.8	4/3	5/45
	Alabama	23	23	52	190	15	10	0	127	317	6/46.3	5/2	3/32
1/72	Oklahoma	40	28	87	439	4	1	0	11	450	5/35.4	5/2	3/12
	Auburn	22	15	19	40	45	20	2	250	290	5/45.2	4/1	0/0
12/72	Penn State	0	11	28	49	31	12	1	147	196	10/42.9	6/4	3/15
	Oklahoma	14	20	76	278	12	7	0	175	453	8/32.8	8/5	3/55
1971	Air Force	13	15	24	-12	46	23	4	239	227	8/34.5	7/4	0/0
	Tennessee	34	24	42	86	46	24	2	306	392	5/31.4	7/3	8/74
1970	Ole Miss	27	21	36	154	35	21	2	273	427	6/37.7	0/0	11/101
	Arkansas	22	24	37	189	35	17	2	338	527	2/30.5	1/1	3/22
1969	Arkansas	16	13	41	40	39	17	1	185	225	10/33.6	4/2	4/31
	Georgia	2	13	47	75	31	11	3	117	192	10/38.6	7/5	4/25
1968	LSU	20	12	48	151	20	6	0	91	242	9/31.1	-/0	3/25
	Wyoming	13	20	48	167	24	14	4	239	406	4/49.0	-/1	5/65
1967	Alabama	34	19	44	157	26	15	1	279	436	4/35.3	3/1	1/15
	Nebraska	7	16	25	84	38	22	5	213	297	5/38.8	5/2	2/30
1966	Florida	18	18	16	-2	46	27	1	352	350	6/32.5	2/2	3/25
	Missouri	20	18	62	257	14	5	1	50	307	5/44.0	1/1	2/30
1965	LSU	13	11	46	161	15	6	1	114	275	9/36.2	4/0	4/46
	Syracuse	10	10	35	151	20	9	1	52	203	6/37.5	3/1	5/55
1964	Ole Miss	7	9	27	77	21	11	3	171	248	4/44.0	11/6	5/45
	Alabama	12	14	58	165	11	3	1	29	194	5/36.8	6/3	3/15
1963	Ole Miss	17	22	58	160	28	18	1	269	429	2/36.0	1/1	4/40
	Arkansas	13	7	29	47	18	6	2	123	170	4/38.3	2/0	2/1
1962	Alabama	10	12	49	234	10	4	0	20	254	6/23.0	3/3	5/53
	Arkansas	3	7	36	113	12	2	3	55	168	7/33.9	3/1	6/34

YEAR-BY-YEAR SUGAR BOWL STATISTICS

Year	Teams	Score	First Downs	Rushing Plays	Rushing Yards	Passes Attempted	Passes Completed	Had Intercepted	Passing Yards	Total Offense	Punts/Avg	Fumbles/ Lost	Penalties/ Yards
1961	Rice	6	19	50	103	28	14	4	178	281	3/34.0	2/0	6/30
	Ole Miss	14	13	40	143	15	5	0	43	186	5/40.4	1/1	2/10
1960	LSU	21	6	32	-15	25	9	1	89	74	12/34.1	2/0	4/30
	Ole Miss	0	19	51	140	27	15	2	223	363	6/37.5	4/2	7/65
1959	LSU	7	9	37	114	11	4	0	68	182	6/41.5	4/2	5/35
	Clemson	0	12	64	168	4	2	0	23	172	6/29.7	3/2	2/20
1958	Ole Miss	39	18		304	16	7	0	71	375	7/34.7	5/2	9/95
	Texas	7	13		192	11	2	4	14	206	5/38.2	7/4	6/30
1957	Baylor	13	14	64	275	11	3	0	24	299	8/32.6	0/0	6/60
	Tennessee	7	11	39	146	10	1	1	16	162	5/41.6	1/1	5/55
1956	Georgia Tech	7	10	43	142	3	0	1	0	142	6/33.8	2/0	1/15
	Pittsburgh	0	19	52	217	18	8	1	94	311	4/38.8	4/2	8/72
1955	Navy	21	20	55	295	28	12	4	147	442	4/33.8	1/0	1/15
	Ole Miss	0	5	33	78	18	5	0	43	121	9/36.1	2/1	6/15
1954	Georgia Tech	42	19		170	35	20	2	268	438	1/36.0	3/1	7/45
	West Virginia	19	19		233	16	7	2	76	301	2/28.5	5/4	5/35
1953	Georgia Tech	24	16		194	18	10	1	101	295	6/41.8	5/2	5/42
	Ole Miss	7	15		137	23	11	3	150	287	7/35.4	5/3	6/60
1952	Maryland	28	18	64	289	13	7	1	63	352	8/38.0	7/1	12/120
	Tennessee	13	12	35	81	19	9	4	75	156	7/43.0	2/2	2/20
1951	Kentucky	13	7	40	84	12	9	0	105	189	8/41.9	1/0	6/40
	Oklahoma	7	18	59	189	8	3	1	38	227	6/33.7	7/5	2/30
1950	Oklahoma	35	10		286	11	2	2	74	360	7/37.4	4/4	8/40
	LSU	0	8		38	20	9	4	121	159	8/33.6	4/4	6/40
1949	Oklahoma	14	15		186	4	1	0	43	229	5/36.8	1/1	-/40
	North Carolina	6	12		128	21	8	2	82	210	7/38.0	0/0	-/30
1948	Texas	27	14	48	59	24	10	0	183	242	6/33.2	-/2	1/5
	Alabama	7	7	28	41	17	4	2	62	103	8/38.6	-/1	3/15
1947	Georgia	20	12		175	14	3	1	81	256	7/32.7	0/0	
	North Carolina	10	17		166	14	8	1	99	265	6/38.0	1/1	
1946	Oklahoma A&M	33	15		217	13	6	4	112	339	4/47.3	0/0	
	St. Mary's	13	8		61	24	11	2	177	238	5/43.0	2/2	
1945	Alabama	26	8	31	101	8	8	0	145	246	6/40.7	1/1	1/1
	Duke	29	21	64	315	8	4	1	46	361	4/39.8	6/1	1/7
1944	Georgia Tech	20	25		373	16	4	1	83	456	6/38.0	-/3	-/60
	Tulsa	18	8		211	15	6	1	87	298	7/34.0	-/1	-/50
1943	Tennessee	14	14		208	17	7	0	88	296	10/41.0	2/2	9/100
	Tulsa	7	10		-39	27	17	2	168	129	14/43.0	0/0	5/44
1942	Fordham	2	10		137	4	0	0	0	137	9/34.0	3/1	-/30
	Missouri	0	8		148	5	2	2	21	169	6/36.0	3/2	-/10
1941	Boston College	19	11		142	14	6	3	106	248	6/35.0	1/1	3/25
	Tennessee	13	13		124	22	9	2	121	245	7/36.0	1/1	4/36
1940	Texas A&M	14	18		244	15	8	1	62	306	6/44.0	2/2	2/30
	Tulane	13	8		193	4	0	0	0	193	11/34.0	1/0	2/30
1939	TCU	15	17		142	28	17	0	225	367	1/40.0	0/0	-/5
	Carnegie Tech	7	10		129	8	3	2	59	188	6/40.0	0/0	-/20
1938	Santa Clara	6	4		34	13	5	3	67	101	14/36.0	-/3	-/30
	LSU	0	10		106	21	8	0	95	201	14/32.0	-/0	-/35
1937	Santa Clara	21	10		108	12	6	4	74	182	12/42.0	-/4	-/42
	LSU	14	7		44	21	7	2	125	169	13/36.0	-/6	0/0
1936	TCU	3	6		121	8	3	1	54	175	14/48.0	2/1	4/20
	LSU	2	9		120	21	3	3	59	179	13/44.7	3/2	3/33
1935	Tulane	20	9	43	117	15	6	1	80	197	10/35.2	3/2	2/10
	Temple	14	13	59	181	12	3	1	21	202	12/34.0	3/0	1/5

* - Ohio State's participation was later vacated.

SUGAR BOWL RECORD BOOK - TEAM

TOTAL OFFENSE

Most Total Plays, Sugar Bowl

97—LSU vs. Illinois, Jan. 2, 2002
 91—Oklahoma vs. Auburn, Jan. 1, 1972
 91—Florida vs. Notre Dame, Jan. 1, 1992
 88—Tennessee vs. Air Force, Jan. 1, 1971
 88—Oklahoma vs. Penn State, Dec. 31, 1972

Most Total Plays, New Year's Six games

106—Arizona vs. Boise State, Fiesta, Dec. 31, 2014
99—Houston vs. Florida State, Peach, Dec. 31, 2015
 90—Mississippi State vs. Georgia Tech, Orange, Dec. 31, 2014
 88—Michigan State vs. Baylor, Cotton, Jan. 1, 2015
 87—Florida State vs. Oregon, Rose, Jan. 1, 2015

Most Total Plays, All Bowls

115—Northwestern vs. Auburn, Outback, 2010

Most Total Plays Combined, Sugar Bowl

159—Notre Dame (68) and Florida (91), Jan. 1, 1992

Most Total Plays Combined, New Year's Six games

175—Arizona (106) and Boise State (69), Fiesta, Dec. 31, 2014
 168—Florida St. (87) and Oregon (81), Rose, Jan. 1, 2015
168—Houston (99) and Florida St. (71), Peach, Dec. 31, 2015
166—Clemson (90) and Oklahoma (76), Orange, Dec. 31, 2015
 162—Mich. St. (88) and Baylor (74), Cotton, Jan. 1, 2015

Most Total Plays Combined, All Bowls

188—Arizona (83) vs. Nevada (105), New Mexico, 2012
 188—Memphis (97) vs. BYU (91), Miami Beach, 2014

Fewest Total Plays, Sugar Bowl

45—Alabama vs. Texas, Jan. 1, 1948
 46—Georgia Tech vs. Pittsburgh, Jan. 2, 1956
 47—Arkansas vs. Ole Miss, Jan. 1, 1963
 48—Three times, Last: Ole Miss vs. Alabama, Jan. 1, 1964

Fewest Total Plays, All Bowls

35—Tennessee vs. Texas, Cotton, 1953

Fewest Total Plays Combined, Sugar Bowl

127—Louisville (68) vs. Florida (59), Jan. 3, 2013

Fewest Total Plays Combined, All Bowls

105—Georgia (52) and Virginia Tech (24), Chick-fil-A, 2006

Most Total Yards, Sugar Bowl

659—Florida vs. Cincinnati, Jan. 1, 2010 (482 pass, 177 rush)
 595—LSU vs. Illinois, Jan. 2, 2002 (444 pass, 151 rush)
 577—LSU vs. Notre Dame, Jan. 3, 2007 (332 pass, 245 rush)
554—Ole Miss vs. Okla. St., Jan. 1, 2016 (347 pass, 207 rush)
 537—Ohio State vs. Alabama, Jan. 1, 2015 (256 pass, 281 rush)

Most Total Yards, New Year's Six games

639—Oregon vs. Florida State, Rose, Jan. 1, 2015
 605—Mississippi State vs. Georgia Tech, Orange, Dec. 31, 2014
 583—Baylor vs. Michigan State, Cotton, Jan. 1, 2015
 577—Georgia Tech vs. Mississippi State, Orange, Dec. 31, 2014
554—Ole Miss vs. Oklahoma State, Sugar, Jan. 1, 2016

Most Total Yards, All Bowls

777—Baylor vs. Washington, Alamo, 2011 (482 rush, 295 pass)

Most Total Yards Combined, Sugar Bowl

1,003—West Virginia (502) and Georgia (501), Jan. 2, 2006
 954—Ole Miss (427) and Arkansas (527), Jan. 1, 1970
 944—Notre Dame (433) and Florida (511), Jan. 1, 1992
 944—Ohio State (537) and Alabama (407), Jan. 1, 2015
920—Ole Miss (554) and Oklahoma State (366), Jan. 1, 2016

Most Total Yards Combined, New Year's Six games

1,182—Miss. St. (605) and Ga. Tech (577), Orange, Dec. 31, 2014
 1,167—Oregon (639) and Florida St. (528), Rose, Jan. 1, 2015
 1,135—Baylor (583) and Mich. St. (552), Cotton, Jan. 1, 2015
 963—Arizona (492) and Boise State (471), Fiesta, Dec. 31, 2014
 944—Ohio State (537) and Alabama (407), Sugar, Jan. 1, 2015

Most Total Yards Combined, All Bowls

1,397—Baylor (777) and Washington (620), Alamo, 2011



Chris Rainey and Florida hurdled their way to a Sugar Bowl-record 659 yards of total offense in the 2010 Allstate Sugar Bowl.

Most Yards Gained Per Play, Sugar Bowl

9.41—Florida vs. Cincinnati, Jan. 1, 2010 (70 for 659)
 8.21—Georgia vs. West Virginia, Jan. 2, 2006 (61 for 501)
 8.13—LSU vs. Notre Dame, Jan. 3, 2007 (71 for 577)
 7.94—Alabama vs. Oklahoma, Jan. 2, 2014 (65 for 516)
7.69—Ole Miss vs. Oklahoma St., Jan. 1, 2016 (72 for 554)

Most Yards Gained Per Play, New Year's Six games

7.90—Ga. Tech vs. Miss. St., Orange, Dec. 31, 2014 (73 for 577)
 7.89—Oregon vs. Florida St., Rose, Jan. 1, 2015 (81 for 639)
 7.88—Baylor vs. Mich. St., Cotton, Jan. 1, 2015 (74 for 583)
7.80—Stanford vs. Iowa, Rose, Jan. 1, 2016 (55 for 429)
7.69—Ole Miss vs. Okla. St., Sugar, Jan. 1, 2016 (72 for 554)

Most Yards Gained Per Play, All Bowls

10.45—Cincinnati vs. Duke, Belk, 2012 (53 for 554)

Fewest Total Yards, Sugar Bowl

74—LSU vs. Ole Miss, Jan. 1, 1960 (-15 rush, 89 pass)
 101—Santa Clara vs. LSU, Jan. 1, 1938 (34 rush, 67 pass)
 103—Alabama vs. Texas, Jan. 1, 1948 (41 rush, 62 pass)
 121—Ole Miss vs. Navy, Jan. 1, 1955 (78 rush, 43 pass)
 127—Georgia vs. Notre Dame, Jan. 1, 1981 (120 rush, 7 pass)

Fewest Total Yards, New Year's Six games

129—Ole Miss vs. TCU, Peach, Dec. 31, 2014
239—Michigan State vs. Alabama, Cotton, Dec. 31, 2015
287—Iowa vs. Stanford, Rose, Jan. 1, 2016
366—Oklahoma State vs. Ole Miss, Sugar, Jan. 1, 2016
378—Oklahoma vs. Clemson, Orange, Dec. 31, 2015

Fewest Total Yards, All Bowls

(-21)—U. of Mexico vs. Southwestern (Tex.), Sun, 1945
 (29 rush, -50 pass)

Fewest Total Yards Combined, Sugar Bowl

302—LSU (201) and Santa Clara (101), Jan. 1, 1938
 306—Fordham (137) and Missouri (169), Jan. 1, 1942
 351—LSU (169) and Santa Clara (182), Jan. 1, 1937
 345—Alabama (103) and Texas (242), Jan. 1, 1948
 354—TCU (175) and LSU (179), Jan. 1, 1936
 354—Clemson (172) and LSU (182), Jan. 1, 1959

Fewest Total Yards Combined, New Year's Six games

552—Ole Miss (129) and TCU (423), Peach, Dec. 31, 2014
679—Mich. St. (239) and Alabama (440), Cotton, Dec. 31, 2015
716—Iowa (287) vs. Stanford (429), Rose, Jan. 1, 2016
861—Houston (448) and Florida St. (413), Peach, Dec. 31, 2015
901—Notre Dame (405) and Ohio St. (496), Fiesta, Jan. 1, 2016

Fewest Total Yards Combined, All Bowls

260—Randolph Field (150) vs. Texas (110), Cotton, 1944

RUSHING

Most Rushing Attempts, Sugar Bowl

87—Oklahoma vs. Auburn, Jan. 1, 1972 (439 yards)
 76—Oklahoma vs. Penn State, Dec. 31, 1972 (278 yards)
 68—Alabama vs. Ohio State, Jan. 2, 1978 (280 yards)
 67—Auburn vs. Michigan, Jan. 2, 1984 (301 yards)
 66—Pittsburgh vs. Georgia, Jan. 1, 1977 (288 yards)

Most Rushing Attempts, New Year's Six games

61—Ga. Tech vs. Miss. St., Orange, Dec. 31, 2014 (452 yards)
58—Clemson vs. Oklahoma, Orange, Dec. 31, 2015 (312 yards)
 56—Arizona vs. Boise State, Fiesta, Dec. 31, 2014 (157 yards)
54—Ohio State vs. Notre Dame, Fiesta, Jan. 1, 2016 (285 yards)
53—Houston vs. Florida St., Peach, Dec. 31, 2015 (187 yards)

Most Rushing Attempts, All Bowls

87—Oklahoma vs. Auburn, Sugar, 1972

Most Rushing Attempts Combined, Sugar Bowl

115—Nebraska (60) vs. Florida (55), Dec. 31, 1974

Most Rushing Attempts Combined, New Year's Six games

94—Ga. Tech (61) and Miss. St. (33), Orange, Dec. 31, 2014
91—Clemson (58) and Oklahoma (33), Orange, Dec. 31, 2015
 90—Arizona (56) and Boise State (34), Fiesta, Dec. 31, 2014
86—Ohio State (54) and Notre Dame (32), Fiesta, Jan. 1, 2016
 84—Oregon (45) and Florida St. (39), Rose, Jan. 1, 2015

Most Rushing Attempts Combined, All Bowls

122—Mississippi St. (68) and North Carolina (54), Sun, 1974
 122—USC (50) and Texas A&M (72), Bluebonnet, 1972

Most Rushing Yards, Sugar Bowl

439—Oklahoma vs. Auburn, Jan. 1, 1972 (87 att.)
 382—West Virginia vs. Georgia, Jan. 2, 2006 (63 att.)
 373—Georgia Tech vs. Tulsa, Jan. 1, 1944
 336—Duke vs. Alabama, Jan. 1, 1945
 304—Nebraska vs. Florida, Dec. 31, 1974 (60 att.)
 304—Mississippi vs. Texas, Jan. 1, 1958

Most Rushing Yards, New Year's Six games

452—Georgia Tech vs. Miss. St., Orange, Dec. 31, 2015 (61 att.)
312—Clemson vs. Oklahoma, Orange, Dec. 31, 2015 (58 att.)
 301—Oregon vs. Florida St., Rose, Jan. 1, 2015 (45 att.)
285—Ohio State vs. Notre Dame, Fiesta, Jan. 1, 2016 (54 att.)
 281—Ohio State vs. Alabama, Sugar, Jan. 1, 2015 (42 att.)

Most Rushing Yards, All Bowls

645—Baylor vs. North Carolina, Russell Athletic, 2015 (84 att.)

SUGAR BOWL RECORD BOOK - TEAM

Most Rushing Yards Combined, Sugar Bowl
606—West Virginia (382) and Georgia (224), Jan. 2, 2006

Most Rushing Yards Combined, New Year's Six games
604—Ga. Tech (452) and Miss. St. (152), Orange, Dec. 31, 2014
481—Oregon (309) and Florida St. (180), Rose, Jan. 1, 2015
451—Ohio State (281) and Alabama (170), Sugar, Jan. 1, 2015
406—Ohio St. (285) and Notre Dame (121), Fiesta, Jan. 1, 2016
379—Clemson (312) and Oklahoma (67), Orange, Dec. 31, 2015

Most Rushing Yards Combined, All Bowls
889—Baylor (645) vs. N. Carolina (244), Russell Athletic, 2015

Most Rushing Yards Per Attempt, Sugar Bowl
8.00—Georgia vs. West Virginia, Sugar, Jan. 2, 2006 (28 for 224)
7.00—Florida vs. Miami, Jan. 2, 2001 (20 for 140)
6.69—Ohio State vs. Alabama, Jan. 1, 2015 (42 for 281)
6.62—LSU vs. Notre Dame, Jan. 3, 2007 (37 for 245)
6.06—West Virginia vs. Georgia, Jan. 2, 2006 (63 for 382)

Most Rushing Yards Per Attempt, New Year's Six games
7.41—Ga. Tech vs. Miss. St., Orange, Dec. 31, 2014 (61 for 452)
6.690—Ohio State vs. Alabama, Sugar, Jan. 1, 2015 (42 for 281)
6.689—Oregon vs. Florida St., Rose, Jan. 1, 2015 (45 for 301)
6.06—Stanford vs. Iowa, Rose, Jan. 1, 2016 (34 for 206)
5.59—Ole Miss vs. Oklahoma St., Jan. 1, 2016 (37 for 207)

Most Rushing Yards Per Attempt, All Bowls
11.39—Utah State vs. Toledo, Famous Potato, 2012 (31 for 353)

Fewest Rushing Attempts, Sugar Bowl
16—Florida vs. Missouri, Jan. 1, 1966 (-2 yards)
18—Miami vs. Alabama, Jan. 1, 1993 (48 yards)
18—Hawaii vs. Georgia, Jan. 1, 2008 (-5 yards)
19—Auburn vs. Oklahoma, Jan. 1, 1972 (40 yards)
20—Florida vs. Miami, Jan. 2, 2001 (140 yards)

Fewest Rushing Attempts, New Year's Six games
22—Baylor vs. Mich. St., Cotton, Jan. 1, 2015 (-22 yards)
23—Florida State vs. Houston, Peach, Dec. 31, 2015 (16 yards)
26—Michigan St. vs. Alabama, Cotton, Dec. 31, 2016 (29 yards)
30—Oklahoma St. vs. Ole Miss, Sugar, Jan. 1, 2016 (63 yards)
32—Notre Dame vs. Ohio St., Fiesta, Jan. 1, 2016 (121 yards)

Fewest Rushing Attempts, All Bowls
6—Fresno State vs. USC, Las Vegas, 2013 (37 yards)

Fewest Rushing Attempts Combined, Sugar Bowl
57—Utah (24) and Alabama (33), Jan. 2, 2009
57—Florida (34) and Cincinnati (23), Jan. 1, 2010
58—Georgia (40) and Hawaii (18), Jan. 1, 2008
59—Florida State (30) and Florida (29), Jan. 2, 1995
63—Miami (43) and Florida (20), Jan. 2, 2001

Fewest Rushing Attempts Combined, New Year's Six games
61—Michigan St. (26) and Alabama (35), Cotton, Dec. 31, 2015
67—Ole Miss (37) and Oklahoma State (30), Sugar, Jan. 1, 2016
68—Mich. St. (46) and Baylor (22), Cotton, Jan. 1, 2015
72—Stanford (34) and Iowa (38), Rose, Jan. 2, 2016
76—Alabama (34) vs. Ohio State (42), Sugar, Jan. 1, 2015
76—Houston (53) and Florida State (23), Peach, Dec. 31, 2015

Fewest Rushing Attempts Combined, All Bowls
50—USC (23) and Michigan (27), Rose, Jan. 1, 2007

Fewest Rushing Yards, Sugar Bowl
(-39)—Tulsa vs. Tennessee, Jan. 1, 1943
(-15)—LSU vs. Mississippi, Jan. 1, 1960 (32 att.)
(-12)—Air Force vs. Tennessee, Jan. 1, 1971 (24 att.)
(-5)—Hawaii vs. Georgia, Jan. 1, 2008 (18 att.)
(-2)—Florida vs. Missouri, Jan. 1, 1966 (16 att.)

Fewest Rushing Yards, New Year's Six games
(-20)—Baylor vs. Mich. St., Cotton, Jan. 1, 2015 (22 att.)
9—Ole Miss vs. TCU, Peach, Dec. 31, 2014 (37 att.)
16—Florida St. vs. Houston, Peach, Dec. 31, 2015 (23 att.)
29—Michigan St. vs. Alabama, Cotton, Dec. 31, 2015 (26 att.)
48—Iowa vs. Stanford, Rose, Jan. 1, 2016 (38 att.)

Fewest Rushing Yards, All Bowls
(-61)—Kansas St. vs. Boston College, Aloha, 1994 (23 att.)

Fewest Rushing Yards Combined, Sugar Bowl
44—Utah (13) and Alabama (31), Jan. 2, 2009

Fewest Rushing Yards Combined, New Year's Six games
183—Mich. St. (29) and Alabama (154), Cotton, Dec. 31, 2015
186—TCU (177) and Ole Miss (9), Peach, Dec. 31, 2014
203—Houston (187) and Florida St. (16), Peach, Dec. 31, 2015
218—Mich. St. (238) and Baylor (-20), Cotton, Jan. 1, 2015
254—Stanford (206) and Iowa (48), Rose, Jan. 1, 2016

Fewest Rushing Yards, Combined, All Bowls
44—Utah (13) and Alabama (31), Sugar, 2009

PASSING

Most Pass Attempts, Sugar Bowl
58—Florida vs. Notre Dame, Jan. 1, 1992 (28 comp.)
57—Hawaii vs. Georgia, Jan. 1, 2008 (35 comp.)
56—Miami vs. Alabama, Jan. 1, 1993 (24 comp.)
53—LSU vs. Illinois, Jan. 2, 2002 (31 comp.)
51—Florida vs. Miami, Jan. 2, 2001 (24 comp.)

Most Pass Attempts, New Year's Six games
52—Baylor vs. Mich. St., Cotton, Jan. 1, 2015 (37 comp.)
51—Miss. St. vs. Ga. Tech, Orange, Dec. 31, 2014 (33 comp.)
50—Arizona vs. Boise State, Fiesta, Dec. 31, 2014 (28 comp.)
48—Florida State vs. Oregon, Rose, Jan. 1, 2015 (29 comp.)
48—Florida St. vs. Houston, Peach, Dec. 31, 2015 (23 comp.)

Most Pass Attempts, All Bowls
78—Northwestern vs. Auburn, Outback, 2010 (47 comp.)

Most Pass Attempts Combined, Sugar Bowl
92—Tennessee (46) vs. Air Force (46), Jan. 1, 1971
91—Miami (40) and Florida (51), Jan. 2, 2001
89—LSU (47) and Illinois (36), Jan. 1, 2002
84—Florida (43) and Florida State (41), Jan. 2, 1995
84—Hawaii (57) and Georgia (27), Jan. 1, 2008

Most Pass Attempts Combined, New Year's Six games
94—Baylor (52) and Mich. St. (42), Cotton, Jan. 1, 2015
94—Houston (46) and Florida St. (48), Peach, Dec. 31, 2015
85—Arizona (50) and Boise State (35), Fiesta, Dec. 31, 2014
84—Florida State (48) and Oregon (36), Rose, Jan. 1, 2015
80—Ole Miss (35) and Oklahoma St. (45), Sugar, Jan. 1, 2016

Most Pass Attempts Combined, All Bowls
116—Washington St. (41) and Purdue (75), Sun, 2001

Most Completions, Sugar Bowl
35—Hawaii vs. Georgia, Jan. 1, 2008 (57 att.)
32—Oklahoma vs. Alabama, Jan. 2, 2014 (44 att.)
31—LSU vs. Illinois, Jan. 2, 2002 (53 att.)
31—Florida vs. Cincinnati, Jan. 1, 2010 (36 att.)
30—Florida vs. Florida State, Jan. 2, 1995 (43 att.)

Most Completions, New Year's Six games
37—Baylor vs. Mich. St., Cotton, Jan. 1, 2015 (52 att.)
33—Miss. St. vs. Ga. Tech, Orange, Dec. 31, 2014 (51 att.)
29—Florida State vs. Oregon, Rose, Jan. 1, 2015 (48 att.)
28—Houston vs. Florida St., Peach, Dec. 31, 2015 (46 att.)
27—Oklahoma St. vs. Ole Miss, Sugar, Jan. 1, 2016 (45 att.)

Most Completions, All Bowls
47—Northwestern vs. Auburn, Outback, 2010 (78 att.)

Most Completions Combined, Sugar Bowl
58—Florida (31) and Cincinnati (27), Jan. 1, 2010
54—Florida (30) and Florida State (24), Jan. 2, 1995
51—Oklahoma (32) and Alabama (19), Jan. 2, 2014
49—Hawaii (35) and Georgia (14), Jan. 1, 2008
49—Ole Miss (22) and Oklahoma State (27), Jan. 1, 2016

Most Completions Combined, New Year's Six games
62—Baylor (37) and Mich. St. (24), Cotton, Jan. 1, 2015
54—Florida State (29) and Oregon (26), Rose, Jan. 1, 2015
52—Arizona (28) and Boise State (24), Fiesta, Dec. 31, 2014
51—Houston (28) and Florida St. (23), Peach, Dec. 31, 2015
49—Ole Miss (22) and Oklahoma St. (27), Sugar, Jan. 1, 2016

Most Completions Combined, All Bowls
68—Colorado St. (31) and Wash. St. (45), New Mexico, 2013

Most Passing Yards, Sugar Bowl
482—Florida vs. Cincinnati, Jan. 1, 2010 (31 comp.)
449—Florida vs. Florida State, Jan. 2, 1995 (30 comp.)
444—LSU vs. Illinois, Jan. 2, 2002 (31 comp.)
387—Alabama vs. Oklahoma, Jan. 2, 2014 (19 comp.)
370—Florida v. Notre Dame, Jan. 1, 1992 (28 comp.)

Most Passing Yards, New Year's Six games
603—Baylor vs. Mich. St., Cotton, Jan. 1, 2015 (37 comp.)
453—Miss. St. vs. Ga. Tech, Orange, Dec. 31, 2014 (33 comp.)
397—Florida St. vs. Houston, Peach, Dec. 31, 2015 (23 comp.)
348—Florida St. vs. Oregon, Rose, Jan. 1, 2015 (29 comp.)
347—Ole Miss vs. Oklahoma St., Sugar, Jan. 1, 2016 (22 comp.)

Most Passing Yards, All Bowls
603—Baylor vs. Michigan State, Cotton, Jan. 1, 2015 (37 comp.)

Most Passing Yards Combined, Sugar Bowl
774—Florida (449) and Florida State (325), Jan. 2, 1995
746—LSU (444) and Illinois (302), Jan. 1, 2002
735—Alabama (387) and Oklahoma (348), Jan. 2, 2014
652—Florida (482) and Cincinnati (170), Jan. 1, 2010
650—Ole Miss (347) and Oklahoma State (303), Jan. 1, 2016

Most Passing Yards Combined, New Year's Six games
917—Baylor (603) and Mich. St. (314), Cotton, Jan. 1, 2015
786—Oregon (338) and Florida State (348), Rose, Jan. 1, 2015
658—Florida St. (397) and Houston (261), Peach, Dec. 31, 2015
650—Ole Miss (347) and Okla. St. (303), Sugar, Jan. 1, 2016
644—Arizona (335) and Boise State (309), Fiesta, Dec. 31, 2014

Most Passing Yards Combined, All Bowls
971—Western Ky. (486) and Central Mich. (485), Bahamas, 2014

Fewest Pass Attempts, Sugar Bowl
3—Georgia Tech vs. Pittsburgh, Jan. 2, 1956 (0 comp.)
4—Five tied, last time: Oklahoma vs. Auburn, Jan. 1, 1972 (1 comp.)

Fewest Pass Attempts, New Year's Six games
12—Ga. Tech vs. Miss. St., Orange, Dec. 31, 2014 (7 comp.)
21—Stanford vs. Iowa, Rose, Jan. 1, 2016 (12 comp.)
27—Ole Miss vs. TCU, Peach, Dec. 31, 2014 (11 comp.)
31—Alabama vs. Mich. St., Cotton, Dec. 31, 2015 (25 comp.)
31—Ohio State vs. Notre Dame, Fiesta, Jan. 1, 2016 (19 comp.)

Fewest Pass Attempts, All Bowls
2—Air Force vs. Mississippi St., Liberty, 1991 (1 completion)
2—Army vs. Michigan St., Cherry, 1984 (1 completion)
2—West Virginia vs. South Carolina, Peach, 1969 (1 completion)

Fewest Pass Attempts Combined, Sugar Bowl
9—Fordham (4) and Missouri (5), Jan. 1, 1942

Fewest Pass Attempts Combined, New Year's Six games
54—Iowa (33) and Stanford (21), Rose, Jan. 1, 2016
62—Miss. St. (51) vs. Ga. Tech (11), Orange, Dec. 31, 2014
64—TCU (37) and Ole Miss (27), Peach, Dec. 31, 2014
69—Notre Dame (38) and Ohio St. (31), Fiesta, Jan. 1, 2016
70—Mich. St. (39) and Alabama (31), Cotton, Dec. 31, 2015

Fewest Pass Attempts Combined, All Bowls
9—Fordham (4) and Missouri (5), Sugar, 1942

Fewest Completions, Sugar Bowl
0—Tulane vs. Texas A&M, Jan. 1, 1940 (4 att.)
0—Fordham vs. Missouri, Jan. 1, 1942 (4 att.)
0—Georgia Tech vs. Pittsburgh, Jan. 2, 1956 (3 att.)
1—Four tied, last time: Georgia vs. Notre Dame, Jan. 1, 1981 (7 att.)

Fewest Completions, New Year's Six games
7—Ga. Tech vs. Miss. St., Orange, Dec. 31, 2014 (12 att.)
11—Ole Miss vs. TCU, Peach, Dec. 31, 2014 (27 att.)
12—Stanford vs. Iowa, Rose, Jan. 1, 2016 (21 att.)
17—Clemson vs. Oklahoma, Orange, Dec. 31, 2015 (32 att.)

Fewest Completions, All Bowls
0—13 times

SUGAR BOWL RECORD BOOK - TEAM

Fewest Completions Combined, Sugar Bowl

2—Fordham (0) and Missouri (2), Jan. 1, 1942

Fewest Completions Combined, New Year's Six games

33—Iowa (21) and Stanford (12), Rose, Jan. 1, 2016
 38—TCU (27) and Ole Miss (11), Peach, Dec. 31, 2014
 40—Ga. Tech (7) and Miss. St. (33), Orange, Dec. 31, 2014
 41—Ohio State (19) and Alabama (22), Sugar, Jan. 1, 2015
 41—Notre Dame (22) and Ohio State (19), Fiesta, Jan. 1, 2016

Fewest Completions Combined, All Bowls

2—Fordham (0) and Missouri (2), Sugar, Jan. 1, 1942

Fewest Passing Yards, Sugar Bowl

0—Tulane v. Texas A&M, Jan. 1, 1940
 0—Fordham v. Missouri, Jan. 1, 1942
 0—Georgia Tech v. Pittsburgh, Jan. 2, 1956
 7—Georgia v. Notre Dame, Jan. 1, 1981 (1 comp.)
 11—Oklahoma v. Auburn, Jan. 1, 1972 (1 comp.)

Fewest Passing Yards, New Year's Six games

120—Ole Miss vs. TCU, Peach, Dec. 31, 2014 (11 comp.)
 125—Ga. Tech vs. Miss. St., Orange, Dec. 31, 2014 (7 comp.)
 210—Mich. St. vs. Alabama, Cotton, Dec. 31, 2016 (19 comp.)
 211—Ohio St. vs. Notre Dame, Fiesta, Jan. 1, 2016 (19 comp.)
 218—Clemson vs. Oklahoma, Orange, Dec. 31, 2015 (17 comp.)

Fewest Passing Yards, All Bowls

(-50)—U. of Mexico vs. Southwestern (Tex.), Sun, 1945 (2 comp.)

Fewest Passing Yards Combined, Sugar Bowl

21—Fordham (0) and Missouri (21), Jan. 1, 1942

Fewest Passing Yards Combined, New Year's Six games

366—TCU (246) and Ole Miss (120), Peach, Dec. 31, 2014
 462—Iowa (239) and Stanford (223), Rose, Jan. 1, 2016
 493—Ohio State (257) vs. Alabama (237), Sugar, Jan. 1, 2015
 495—Notre Dame (284) and Ohio St. (211), Fiesta, Jan. 1, 2016
 496—Alabama (286) and Mich. St. (210), Cotton, Dec. 31, 2015

Fewest Passing Yards Combined, All Bowls

16—Arizona St. (0) and Catholic (16), Sun, 1940
 16—Arkansas (0) and LSU (16), Cotton, 1947

Most Consecutive Pass Completions, Sugar Bowl

13—Florida vs. Cincinnati, Jan. 1, 2010
 9—Tulsa vs. Tennessee, Jan. 1, 1943
 9—Arkansas vs. Georgia, Jan. 1, 1969
 8—Alabama vs. Duke, Jan. 1, 1945

Highest Completion Percentage, Sugar Bowl

1.000—Alabama vs. Duke, Jan. 1, 1945 (8-of-8)
 .861—Florida vs. Cincinnati, Jan. 1, 2010 (31-of-36)
 .833—Alabama vs. Penn State, Dec. 31, 1975 (10-of-12)
 .786—West Virginia vs. Georgia, Jan. 2, 2006 (11-of-14)
 .750—Kentucky vs. Oklahoma, Jan. 1, 1951 (9-of-12)

Highest Completion Percentage, All Bowls

1.000—Wake Forest vs. Navy, EagleBank, 2009 (11-of-11)

Lowest Completion Percentage, Sugar Bowl

.000—Tulane vs. Texas A&M, Jan. 1, 1940 (0-of-4)
 .000—Fordham vs. Missouri, Jan. 1, 1942 (0-of-4)
 .000—Georgia Tech vs. Pittsburgh, Jan. 2, 1956 (0-of-3)
 .077—Georgia vs. Notre Dame, Jan. 1, 1981 (1-of-13)
 .100—Tennessee vs. Baylor, Jan. 1, 1957 (1-of-10)


SCORING

Most Points, Sugar Bowl

52—Florida vs. Florida State, Jan. 2, 1997
 51—Florida vs. Cincinnati, Jan. 1, 2010
 48—Ole Miss vs. Oklahoma St., Jan. 1, 2016
 47—LSU vs. Illinois, Jan. 1, 2002
 46—Florida State vs. Virginia Tech, Jan. 4, 2000

Most Points, New Year's Six games

59—Oregon vs. Florida State, Rose, Jan. 1, 2015
 49—Georgia Tech vs. Mississippi State, Orange, Dec. 31, 2014
 48—Ole Miss vs. Oklahoma St., Sugar, Jan. 1, 2016
 45—Stanford vs. Iowa, Rose, Jan. 1, 2016
 44—Ohio State vs. Notre Dame, Fiesta, Jan. 1, 2016



The 1997 Sugar Bowl saw Florida set a bowl scoring record in a 52-20 win over archrival Florida State as quarterback Danny Wuerffel threw for 306 yards and three touchdowns.

Most Points, All Bowls

70—West Virginia vs. Clemson, Orange, Jan. 4, 2012

Most Points Combined, Sugar Bowl

81—LSU (47) and Illinois (34), Jan. 1, 2002
 77—Ohio State (42) and Alabama (35), Jan. 1, 2015
 76—Oklahoma (46) and Alabama (31), Jan. 2, 2014
 75—Florida State (46) and Virginia Tech (29), Jan. 4, 2000
 75—Florida (51) vs. Cincinnati (24), Jan. 1, 2010

Most Points Combined, CFP games

83—Ga. Tech (49) vs. Miss. St. (34), Orange, Dec. 31, 2014
 82—Mich. St. (42) and Baylor (41), Cotton, Jan. 1, 2015
 79—Oregon (59) and Florida State (20), Rose, Jan. 1, 2015
 77—Ohio State (42) and Alabama (35), Sugar, Jan. 1, 2015
 72—Ohio State (44) and Notre Dame (28), Fiesta, Jan. 1, 2016

Most Points Combined, All Bowls

125—Marshall (64) and East Carolina (61) (2OT), GMAC, 2001

Most Points In A Half, Sugar Bowl

34—LSU vs. Illinois, Jan. 1, 2002 (1st)
 34—Ole Miss vs. Oklahoma St., Jan. 1, 2016 (1st)
 32—Notre Dame vs. Florida, Jan. 1, 1992 (2nd)
 31—West Virginia vs. Georgia, Jan. 2, 2006 (1st)
 31—Oklahoma vs. Alabama, Jan. 2, 2014 (1st)

Most Points In A Half, CFP games

41—Oregon vs. Florida State, Rose, Jan. 1, 2015 (2nd)

Most Points In A Half, All Bowls

49—West Virginia vs. Clemson, Orange, 2012 (1st)

Most Points In A Half Combined, Sugar Bowl

52—West Virginia (31) and Georgia (21), Jan. 2, 2006 (1st)

Most Points In A Half Combined, CFP games

48—Boise State (31) and Arizona (17), Fiesta, Dec. 31, 2014 (1st)

Most Points In A Half Combined, All Bowls

76—Virginia Tech (45) and Tulsa (31), Independence, 2015 (1st)

Most Points In A Quarter, Sugar Bowl

27—LSU vs. Illinois, Jan. 1, 2002 (2nd)
 24—Tennessee vs. Air Force, Jan. 1, 1971 (1st)
 24—Ole Miss vs. Oklahoma St., Jan. 1, 2016 (2nd)
 22—Notre Dame vs. Florida, Jan. 1, 1992 (4th)
 21—Ohio State vs. Texas A&M, Jan. 1, 1999 (1st)
 21—West Virginia vs. Georgia, Jan. 2, 2006 (1st)
 21—Georgia vs. West Virginia, Jan. 2, 2006 (2nd)
 21—Utah vs. Alabama, Jan. 2, 2009 (1st)
 21—Florida vs. Cincinnati, Jan. 1, 2010 (2nd)

Most Points In A Quarter, New Year's Six games

27—Oregon vs. Florida State, Rose, Jan. 1, 2015 (3rd)

Most Points In A Quarter, All Bowls

35—West Virginia vs. Clemson, Orange, Jan. 4, 2012 (2nd)
 35—Utah vs. BYU, Las Vegas, 2015 (1st)

Most Points In A Quarter Combined, Sugar Bowl

34—Notre Dame (22) and Florida (12), Jan. 1, 1992 (4th)
 34—LSU (27) and Illinois (7), Jan. 1, 2002 (2nd)

Most Points In A Quarter Combined, New Year's Six games

34—Oregon (27), Florida State (7), Jan. 1, 2015 (3rd)

Most Points In A Quarter Combined, All Bowls

45—Nebraska (31) and Northwestern (14), Alamo, 2000 (2nd)
 45—UL Lafayette (24) and ECU (21), New Orleans, 2012 (2nd)
 45—Virginia Tech (24) and Tulsa (21), Independence, 2015 (1st)

Most Points By A Losing Team, Sugar Bowl

35—Alabama vs. Ohio State, Jan. 1, 2015

Most Points By A Losing Team, New Year's Six games

41—Baylor vs. Michigan State, Cotton, Jan. 1, 2015

Most Points By A Losing Team, All Bowls

61—East Carolina vs. Marshall (64) (2OT), GMAC 2001

Most Touchdowns Scored, Sugar Bowl

7—LSU vs. Illinois, Jan. 1, 2002 (3 pass, 4 rush)
 7—Florida vs. Cincinnati, Jan. 1, 2010 (3 pass, 4 rush)

Most Touchdowns Scored, New Year's Six games

8—Oregon vs. Florida State, Rose, Jan. 1, 2015
 (5 rush, 2 pass, 1 FR)

Most Touchdowns Scored, All Bowls

10—Nebraska vs. Northwestern, Alamo, 2000 (6 rush, 4 pass)
 10—West Virginia vs. Clemson, Orange, Jan. 4, 2012
 (6 pass, 4 run)

Most Touchdowns Combined, Sugar Bowl

12—LSU (7) and Illinois (5), Jan. 2, 2002

Most Touchdowns Combined, New Year's Six games

11—Ga. Tech (7) vs. Miss. St. (4), Orange, Dec. 31, 2014

Most Touchdowns Combined, All Bowls

17—Baylor (9) and Washington (8), Alamo, 2011

Most Rushing Touchdowns, Sugar Bowl

5—Oklahoma vs. Auburn, Jan. 1, 1972
 4—Seven times, last: Florida vs. Cincinnati, Jan. 1, 2010

Most Rushing Touchdowns, New Year's Six games

6—Georgia Tech vs. Mississippi State, Orange, Dec. 31, 2014

Most Rushing Touchdowns, All Bowls

8—Centre vs. TCU, Fort Worth Classic, 1921
 8—Baylor vs. Washington, Alamo, 2011

Most Rushing Touchdowns Combined, Sugar Bowl

7—Oklahoma (5) vs. Auburn (2), Jan. 1, 1972

Most Rushing Touchdowns Combined, New Year's Six games

7—Ga. Tech (6) vs. Miss. St. (1), Dec. 31, 2014


Most Rushing Touchdowns Combined, All Bowls

12—Texas Tech (6) and Air Force (6), Copper, 1995
 12—Baylor (8) and Washington (4), Almo, 2011

Most Touchdown Passes, Sugar Bowl

5—Illinois vs. LSU, Jan. 1, 2002
 4—Florida State vs. Virginia Tech, Jan. 4, 2000
 4—Oklahoma vs. Alabama, Jan. 2, 2014
 4—Ole Miss vs. Oklahoma St., Jan. 1, 2016
 3—13 times, last time: Florida vs. Cincinnati, Jan. 1, 2010

SUGAR BOWL RECORD BOOK - TEAM



LSU (7) and Illinois (5) combined for record 12 touchdowns in the 2002 Sugar Bowl.

Most Touchdown Passes, New Year's Six games

- 4—Baylor vs. Michigan State, Cotton, Jan. 1, 2015
- 4—Ole Miss vs. Oklahoma St., Sugar, Jan. 1, 2016
- 3—Miss. St. vs. Ga. Tech, Orange, Dec. 31, 2014
- 3—TCU vs. Ole Miss, Peach, Dec. 31, 2014
- 3—Stanford vs. Iowa, Rose, Jan. 1, 2016

Most Touchdown Passes, All Bowls

- 7—Central Michigan vs. Western Kentucky, Bahamas, 2014

Most Touchdown Passes Combined, Sugar Bowl

- 8—LSU (3) v. Illinois (5), Jan. 1, 2002

Most Touchdown Passes Combined, New Year's Six games

- 6—Baylor (4) and Michigan State (2), Cotton, Jan. 1, 2015
- 5—Stanford (3) and Iowa (2), Rose, Jan. 1, 2016
- 4—Ohio State (2) and Alabama (2), Sugar, Jan. 1, 2015
- 4—Miss. St. (3) and Ga. Tech (1), Orange, Dec. 31, 2014
- 4—Ole Miss (4) and Oklahoma St. (0), Sugar, Jan. 1, 2016

Most Touchdown Passes Combined, All Bowls

- 12—Western Ky. (5) and Cent. Michigan (7), Bahamas, 2014

Fewest Points, Sugar Bowl

- 0—LSU vs. Santa Clara, Jan. 1, 1938
- 0—Missouri vs. Fordham, Jan. 1, 1942
- 0—LSU vs. Oklahoma, Jan. 2, 1950
- 0—Ole Miss vs. Navy, Jan. 1, 1955
- 0—Pittsburgh vs. Georgia Tech, Jan. 2, 1956
- 0—Clemson vs. LSU, Jan. 1, 1959
- 0—LSU vs. Ole Miss, Jan. 1, 1960
- 0—Penn State vs. Oklahoma, Dec. 31, 1972

Fewest Points, New Year's Six games

- 0—Michigan State vs. Alabama, Cotton, Dec. 31, 2016
- 3—Ole Miss vs. TCU, Peach, Dec. 31, 2014
- 16—Iowa vs. Stanford, Rose, Jan. 1, 2016
- 17—Oklahoma vs. Clemson, Orange, Dec. 31, 2015
- 20—Oklahoma St. vs. Ole Miss, Sugar, Jan. 1, 2016

Fewest Points, All Bowls

- 0—By Many Teams

Fewest Points Combined, Sugar Bowl

- 2—Fordham (2) and Missouri (0), Jan. 1, 1942
- 5—TCU (3) and LSU (2), Jan. 1, 1936
- 6—Santa Clara (6) and LSU (0), Jan. 1, 1938
- 7—Georgia Tech (7) and Pittsburgh (0), Jan. 2, 1956
- 7—LSU (7) and Clemson (0), Jan. 1, 1959

Fewest Points Combined, New Year's Six games

- 38—Alabama (38) and Mich. St. (0), Cotton, Dec. 31, 2015
- 45—TCU (42) and Ole Miss (3), Peach, Dec. 31, 2014
- 54—Clemson (37) and Oklahoma (17), Orange, Dec. 31, 2015
- 62—Houston (38) and Florida St. (24), Peach, Dec. 31, 2015
- 68—Boise State (38) and Arizona (30), Fiesta, Dec. 31, 2014
- 68—Ole Miss (48) and Oklahoma St. (20), Sugar, Jan. 1, 2016

Fewest Points Combined, All Bowls

- 0—Four times

Largest Margin of Victory, Sugar Bowl

- 35—Oklahoma (35) vs. LSU (0), Jan. 2, 1950
- 34—Florida (41) vs. West Virginia (7), Jan. 1, 1994
- 32—Ole Miss (39) vs. Texas (&), Jan. 1, 1958
- 32—Florida (52) vs. Florida State (20), Jan. 2, 1997
- 31—Georgia (41) vs. Hawaii (10), Jan. 1, 2008

Largest Margin of Victory, New Year's Six games

- 39—TCU (42) vs. Ole Miss (3), Peach, Dec. 31, 2014
- 39—Oregon (59) vs. Florida State (20), Rose, Jan. 1, 2015

Largest Margin of Victory, All Bowls

- 56—Tulsa (63) vs. Bowling Green (7), GMAC, 2001

Smallest Margin of Victory, Sugar Bowl

- 0—Syracuse (16) vs. Auburn (16), Jan. 1, 1988
- 1—TCU (3) vs. LSU (2), Jan. 1, 1936
- 1—Texas A&M (14) vs. Tulane (13), Jan. 1, 1940
- 1—Notre Dame (24) vs. Alabama (23), Dec. 31, 1973
- 1—Tennessee (23) vs. Virginia (22), Jan. 1, 1991

Largest Deficit Overcome to Win, Sugar Bowl

- 16—Tennessee (23) vs. Virginia (22), Jan. 1, 1991 (trailed 16-0)
- 14—Tulane (20) vs. Temple (14), Jan. 1, 1935 (trailed 14-0)
- 14—Ohio State (42) vs. Alabama (35), Jan. 1, 2015 (trailed 21-6)
- 13—LSU (20) vs. Wyoming (13), Jan. 1, 1968 (trailed 13-0)
- 13—Notre Dame (39) vs. Florida (28), Jan. 1, 1992 (trailed 13-0)

Largest Deficit Overcome to Win, New Year's Six games

- 20—Michigan State (42) vs. Baylor (41), Cotton, Jan. 1, 2015 (trailed 41-21)
- 14—Ohio State (42) vs. Alabama (35), Sugar, Jan. 1, 2015 (trailed 21-6)

Largest Deficit Overcome to Win, All Bowls

- 31—TCU (47) vs. Oregon (41), Alamo, Jan. 2, 2016 (trailed 31-0)
- 31—Texas Tech (44) vs. Minnesota (41), Insight, 2006 (trailed 38-7)

FIRST DOWNS

Most First Downs, Sugar Bowl

- 32—LSU vs. Illinois, Jan. 1, 2002
- 31—LSU vs. Notre Dame, Jan. 3, 2007
- 30—Florida vs. West Virginia, Jan. 1, 1994
- 29—Florida vs. Notre Dame, Jan. 1, 1992
- 29—Miami vs. Florida, Jan. 2, 2001

Most First Downs, New Year's Six games

- 33—Mississippi State vs. Georgia Tech, Orange, Dec. 31, 2014

Most First Downs, All Bowls

- 39—Nevada vs. Arizona, New Mexico, 2012

Most First Downs Combined, Sugar Bowl

- 54—West Virginia (27) vs. Georgia (27), Jan. 2, 2006
- 54—Miami (29) vs. Florida (25), Jan. 2, 2001

Most First Downs Combined, New Year's Six games

- 59—Miss. St. (33) and Ga. Tech (26), Orange, Dec. 31, 2014

Most First Downs Combined, All Bowls

- 70—Nevada (39) and Arizona (31), New Mexico, 2012

Most First Downs Rushing, Sugar Bowl

- 27—Oklahoma vs. Auburn, Jan. 1, 1972

Most First Downs Rushing, New Year's Six games

- 22—Georgia Tech vs. Mississippi State, Orange, Dec. 31, 2014

Most First Downs Rushing, All Bowls

- 30—Baylor vs. North Carolina, Russell Athletic, 2015

Most First Downs Passing, Sugar Bowl

- 23—LSU vs. Illinois, Jan. 1, 2002

Most First Downs Passing, New Year's Six games

- 19—Mississippi State vs. Georgia Tech, Orange, Dec. 31, 2014

Most First Downs Passing, All Bowls

- 27—BYU vs. Penn State, Holiday, 1989

Most First Downs By Penalty, Sugar Bowl

- 6—Florida vs. Florida State, Jan. 2, 1997

Most First Downs By Penalty, New Year's Six games

- 4—Ole Miss vs. Oklahoma St., Jan. 1, 2016

Most First Downs By Penalty, All Bowls

- 9—Oklahoma State vs. Texas A&M, Independence, 1981

Fewest First Downs, Sugar Bowl

- 4—Santa Clara vs. LSU, Jan. 1, 1938
- 5—Ole Miss vs. Navy, Jan. 1, 1955
- 6—TCU vs. LSU, Jan. 1, 1936
- 6—LSU vs. Ole Miss, Jan. 1, 1960
- 7—Five times, Last: Arkansas vs. Ole Miss, Jan. 1, 1963

Fewest First Downs, New Year's Six games

- 10—Ole Miss vs. TCU, Peach, Dec. 31, 2014

Fewest First Downs Combined, Sugar Bowl

- 14—Santa Clara (4) v. LSU (10), Jan. 1, 1938

SCORING DRIVES

Longest Scoring Drive By Yards, Sugar Bowl

- 99—Nebraska vs. Florida, Dec. 31, 1974 (18 plays, TD)
- 98—Alabama vs. Arkansas, Jan. 1, 1980 (9 plays, TD)
- 97—Florida vs. Louisville, Jan. 3, 2013 (13 plays, TD)
- 96—Michigan vs. Virginia Tech, Jan. 3, 2012 (11 plays, TD)
- 95—West Virginia vs. Georgia, Jan. 2, 2006 (9 plays, TD)
- 95—Ohio State vs. Alabama, Jan. 1, 2015 (4 plays, TD)

Longest Scoring Drive By Yards, New Year's Six games

- 96—Clemson vs. Oklahoma, Orange, Dec. 31, 2015 (7 plays, TD)

Longest Scoring Drive By Plays, Sugar Bowl

- 18—Nebraska vs. Florida, Dec. 31, 1974 (99 yards, TD)
- 17—Florida vs. Florida State, Jan. 2, 1995 (80 yards, TD)
- 16—Alabama vs. Ole Miss, Jan. 1, 1964 (72 yards, TD)
- 16—Georgia vs. Penn State, Jan. 1, 1983 (70 yards, FG)
- 16—Texas vs. Virginia, Jan. 1, 1991 (72 yards, FG)
- 16—Virginia Tech vs. Michigan, Jan. 3, 2012 (61 yards, TD)

Longest Scoring Drive By Plays, New Year's Six games

- 19—Oregon vs. Florida State, Rose, Jan. 1, 2015 (88 yards, FG)

Longest Scoring Drive By Time, Sugar Bowl

- 8:50—Nebraska vs. Florida, Dec. 31, 1974 (18-99 yds, TD)
- 7:38—Virginia Tech vs. Michigan, Jan. 3, 2012 (16-61 yds, TD)
- 7:35—Syracuse vs. Auburn, Jan. 1, 1988 (14-54 yds, FG)
- 7:31—Ohio State vs. Florida State, Jan. 1, 1998 (14-63 yds, FG)
- 7:21—Auburn vs. Michigan, Jan. 2, 1984 (16-60 yds, FG)

Longest Scoring Drive By Time, New Year's Six games

- 5:56—TCU vs. Ole Miss, Peach, Dec. 31, 2014 (15-78 yds, TD)

TIME OF POSSESSION

Most Time Of Possession, Sugar Bowl

- 39:16—LSU vs. Illinois, Jan. 1, 2002
- 37:35—Syracuse vs. Auburn, Jan. 1, 1988
- 36:28—Virginia vs. Tennessee, Jan. 1, 1991
- 36:27—Florida vs. Florida State, Jan. 2, 1997
- 36:25—Virginia Tech vs. Florida, Jan. 4, 2000

SUGAR BOWL RECORD BOOK - TEAM

Most Time Of Possession, New Year's Six games

36:42—Michigan State vs. Baylor, Cotton, Jan. 1, 2015
35:15—Clemson vs. Oklahoma, Orange, Dec. 31, 2015
35:00—TCU vs. Ole Miss, Peach, Dec. 31, 2014
34:47—Georgia Tech vs. Mississippi State, Orange, Dec. 31, 2014
34:27—Houston vs. Florida State, Peach, Dec. 31, 2015

TURNOVERS

Most Turnovers, Sugar Bowl

9—Ole Miss (3 INT, 6 FUM) vs. Alabama, Jan. 1, 1964
8—Six times, last: Air Force (4 INT, 4 FUM) vs. Tennessee, Jan. 1, 1971

Most Turnovers, New Year's Six games

5—Florida St. (1 INT, 4 FUM) vs. Oregon, Rose, Jan. 1, 2015
5—Florida St. (4 INT, 1 FUM) vs. Houston, Peach, Dec. 31, 2015

Most Turnovers Combined, Sugar Bowl

16—Santa Clara (8) and LSU (8), Jan. 1, 1937

Most Turnovers Combined, New Year's Six games

8—TCU (4) and Ole Miss (4), Peach, Dec. 31, 2014

Most Fumbles, Sugar Bowl

11—Ole Miss vs. Alabama, Jan. 1, 1964 (6 lost)

Most Fumbles, New Year's Six games

7—Florida State vs. Oregon, Rose, Jan. 1, 2015 (4 lost)

Most Fumbles, All Bowls

11—Ole Miss vs. Alabama, Sugar, Jan. 1, 1964 (6 lost)

Most Fumbles Combined, Sugar Bowl

17—Ole Miss (11) and Alabama (6), Jan. 1, 1964

Most Fumbles Combined, New Year's Six games

9—Florida State (7) and Oregon (2), Rose, Jan. 1, 2015 (4 lost)

Most Fumbles Combined, All Bowls

17—Mississippi (11) and Alabama (6), Sugar, Jan. 1, 1964 (9 lost)

Most Fumbles Lost, Sugar Bowl

6—Ole Miss vs. Alabama, Jan. 1, 1964

Most Fumbles Lost, New Year's Six games

4—Florida State vs. Oregon, Rose, Jan. 1, 2015 (7 total)

Most Fumbles Lost, All Bowls

6—Six times

Most Fumbles Lost Combined, Sugar Bowl

10—Santa Clara (4) and LSU (6), Jan. 1, 1937

Most Fumbles Lost Combined, New Year's Six games

5—Florida State (4) and Oregon (1), Rose, Jan. 1, 2015

Most Fumbles Lost Combined, All Bowls

9—Mississippi (6) and Alabama (3), Sugar, 1964

Most Fumbles Of Own Recovered, Sugar Bowl

6—Maryland vs. Tennessee, Jan. 1, 1952

Most Passes Had Intercepted, Sugar Bowl

5—Nebraska vs. Alabama, Jan. 2, 1967
5—LSU vs. Nebraska, Jan. 1, 1985
4—14 times, last: Hawaii vs. Georgia, Jan. 1, 2008

Most Passes Had Intercepted, New Year's Six games

4—Florida State vs. Houston, Peach, Dec. 31, 2015

Most Passes Had Intercepted, All Bowls

8—Arizona vs. Auburn, Sun, 1968

Most Passes Had Intercepted, Combined, Sugar Bowl

8—LSU (5) vs. Nebraska (3), Jan. 1, 1985

Most Passes Had Intercepted, Combined, New Year's Six games

6—Ole Miss (3) and TCU (3), Peach, Dec. 31, 2014

Most Passes Had Intercepted Combined, All Bowls

12—Arizona (8) and Auburn (4), Sun, 1968

RETURNS

Most Punt Return Yards, Sugar Bowl

106—Penn State vs. Georgia, Jan. 1, 1983 (5 ret.)

Most Punt Return Yards, New Year's Six games

80—Alabama vs. Michigan State, Cotton, Dec. 31, 2015 (5 ret.)

Most Punt Return Yards, All Bowls

180—Florida State vs. Penn State, Orange (3OT), Jan. 3, 2006

Most Kickoff Return Yards, Sugar Bowl

226—Cincinnati vs. Florida, Jan. 1, 2010 (9 returns)

Most Kickoff Return Yards, New Year's Six games

186—Florida State vs. Oregon, Rose, Jan. 1, 2015 (9 returns)

Most Kickoff Return Yards, All Bowls

284—Oklahoma vs. West Virginia, Fiesta, 2008 (9 returns)

PUNTS

Most Punts, Sugar Bowl

14—TCU vs. LSU, Jan. 1, 1936
14—Santa Clara vs. LSU, Jan. 1, 1938
14—LSU vs. Santa Clara, Jan. 1, 1938
14—Tulsa vs. Tennessee, Jan. 1, 1943
13—Two times, last: LSU vs. Santa Clara, Jan. 1, 1937

Most Punts, New Year's Six games

9—Boise State vs. Arizona, Fiesta, Dec. 31, 2014
9—Michigan State vs. Alabama, Cotton, Dec. 31, 2016

Most Punts, All Bowls

17—Duke vs. USC, Rose, 1939

Most Punts Combined, Sugar Bowl

28—Santa Clara (14) vs. LSU (14), Jan. 1, 1938

Most Punts Combined, New Year's Six games

16—Boise State (9) and Arizona (7), Fiesta, Dec. 31, 2014

Most Punts Combined, All Bowls

28—Tennessee (15) and Rice (13), Orange, 1947
28—Santa Clara (14) and LSU (14), Sugar, 1938

Fewest Punts, Sugar Bowl

1—TCU vs. Carnegie Tech, Jan. 1, 1939
1—Georgia Tech vs. West Virginia, Jan. 1, 1954
1—Alabama vs. Ohio State, Jan. 2, 1978
1—Virginia vs. Tennessee, Jan. 1, 1991
1—Florida vs. Cincinnati, Jan. 1, 2010
1—Virginia Tech vs. Michigan, Jan. 3, 2012
1—Louisville vs. Florida, Jan. 3, 2013

Fewest Punts, New Year's Six games

1—Mississippi State vs. Georgia Tech, Orange, Dec. 31, 2014
1—Baylor vs. Michigan State, Cotton, Jan. 1, 2015

Fewest Punts Combined, New Year's Six games

4—Miss. St. (1) and Ga. Tech (3), Orange, Dec. 31, 2014
4—Baylor (1) and Michigan State (3), Cotton, Jan. 1, 2015

Most Punting Yards, Sugar Bowl

672—TCU vs. LSU, Jan. 1, 1936
602—Tulsa vs. Tennessee, Jan. 1, 1943
581—LSU vs. TCU, Jan. 1, 1936
504—Santa Clara vs. LSU, Jan. 1, 1937
504—Santa Clara vs. LSU, Jan. 1, 1938

Best Punting Average (min. 3), Sugar Bowl

55.0—Alabama vs. Ohio State, Jan. 1, 2015
52.7—Florida vs. West Virginia, Jan. 1, 1994
49.0—Wyoming vs. LSU, Jan. 1, 1968
48.5—Penn State vs. Alabama, Dec. 31, 1975
48.3—Georgia vs. Hawaii, Jan. 1, 2008

Best Punting Average (min. 3), New Year's Six games

55.0—Alabama vs. Ohio State, Sugar, Jan. 1, 2015

PENALTIES

Most Penalties, Sugar Bowl

15—Miami vs. Tennessee, Jan. 1, 1986 (120 yards)
15—Florida vs. Florida State, Jan. 2, 1997 (102 yards)

Most Penalties, New Year's Six games

11—Baylor vs. Michigan State, Cotton, Jan. 1, 2015 (105 yards)

Most Penalties, All Bowls

21—Mississippi State vs. Clemson, Peach, 1999

Most Penalties Combined, Sugar Bowl

29—Florida (15) and Florida State (14), Jan. 2, 1997

Most Penalties Combined, New Year's Six games

18—Baylor (11) and Michigan State (7), Cotton, Jan. 1, 2015

Most Penalties Combined, All Bowls

29—Mississippi St. (21) and Clemson (8), Peach, 1999
29—Florida (15) and Florida St. (14), Sugar, 1997
29—Tulsa (16) and McNeese St. (13), Independence, 1976

Most Penalty Yards, Sugar Bowl

130—LSU vs. Nebraska, Jan. 1, 1987 (12 penalties)

Most Penalty Yards, New Year's Six games

105—Baylor vs. Michigan State, Cotton, Jan. 1, 2015 (11 pens.)

Most Penalty Yards, All Bowls

202—Miami vs. Texas, Cotton, 1991 (16 penalties)

Most Penalty Yards Combined, Sugar Bowl

245—Tennessee (125) and Miami (120), Jan. 1, 1986

Most Penalty Yards Combined, New Year's Six games

180—Baylor (105) vs. Michigan State (75), Cotton, Jan. 1, 2015

Most Penalty Yards Combined, All Bowls

295—Florida St. (174) and West Virginia (121), Gator, 2005

DEFENSE

Most Sacks By, Sugar Bowl

8—Georgia vs. Hawaii, Jan. 1, 2008
8—Utah vs. Alabama, Jan. 2, 2009
7—Tennessee vs. Miami, Jan. 1, 1986
7—Florida State vs. Virginia Tech, Jan. 4, 2000
7—Oklahoma vs. Alabama, Jan. 2, 2014

Most Sacks By, New Year's Six games

8—Boise State vs. Arizona, Fiesta, Dec. 31, 2014

Tackles for Loss, Sugar Bowl

19—Florida State vs. Ohio State, Jan. 1, 1998
16—Florida State vs. Virginia Tech, Jan. 4, 2000
13—Georgia vs. Florida State, Jan. 1, 2003
12—Tennessee vs. Miami, Jan. 1, 1986
12—Ole Miss vs. Oklahoma St., Jan. 1, 2016

Tackles for Loss, New Year's Six games

12—Boise State vs. Arizona, Fiesta, Dec. 31, 2014
12—Ole Miss vs. Oklahoma St., Jan. 1, 2016

Pass Breakups, Sugar Bowl

15—Notre Dame vs. Florida, Jan. 1, 1992
14—Alabama vs. Miami, Jan. 1, 1993
13—Tennessee vs. Miami, Jan. 1, 1986
12—Miami vs. Florida, Jan. 2, 2001
11—Nebraska vs. LSU, Jan. 1, 1985
11—Tennessee vs. Virginia, Jan. 1, 1991

Interception Return Yards, Sugar Bowl

89—Tennessee vs. Miami, Jan. 1, 1986 (4 INT)
87—Alabama vs. Miami, Jan. 1, 1993 (3 INT)
81—Florida vs. Nebraska, Dec. 31, 1974 (4 INT)
77—Georgia vs. Florida State, Jan. 1, 2003 (2 INT)
77—Ohio State vs. Alabama, Jan. 1, 2015 (3 INT)

Interception Return Yards, New Year's Six games

77—Ohio State vs. Alabama, Sugar, Jan. 1, 2015 (3 INT)

SUGAR BOWL RECORD BOOK - INDIVIDUAL

TOTAL OFFENSE

Most Total Yards (all 300-yard games), Sugar Bowl

- 533 Tim Tebow (482 pass/51 rush)..... Florida vs. Cincinnati, Jan. 1, 2010
- 427 Rohan Davey (444 pass/-17 rush)..... LSU vs. Illinois, Jan. 1, 2002
- 397 Shane Matthews (370/27)..... Florida vs. Notre Dame, Jan. 1, 1992
- 375 Chad Kelly (302/73)..... Ole Miss vs. Oklahoma State, Jan. 1, 2016**
- 371 Danny Wuerffel (394/-23)..... Florida vs. Florida State, Jan. 2, 1995
- 360 Bill Montgomery (338/22)..... Arkansas vs. Ole Miss, Jan. 1, 1970
- 355 Trevor Knight (348/7)..... Oklahoma vs. Alabama, Jan. 2, 2014
- 348 D.J. Shockley (277/71)..... Georgia vs. West Virginia, Jan. 2, 2006
- 348 JaMarcus Russell (332/16)..... LSU vs. Notre Dame, Jan. 3, 2007
- 344 Steve Spurrier (353/-8)..... Florida vs. Missouri, Jan. 1, 1966
- 344 Bryan Randall (299/45)..... Virginia Tech vs. Auburn, Jan. 3, 2005
- 344 AJ McCarron (387/-43)..... Alabama vs. Oklahoma, Jan. 2, 2014
- 323 Thad Busby (334/-11)..... Florida State vs. Ohio State, Jan. 1, 1998
- 322 Michael Vick (225/97)..... Virginia Tech vs. Florida State, Jan. 4, 2000
- 321 Brian Johnson (336/-15)..... Utah vs. Alabama, Jan. 2, 2009
- 312 Archie Manning (273/39)..... Ole Miss vs. Arkansas, Jan. 1, 1970

Most Total Yards, New Year's Six games

- 514 Bryce Petty (550 pass/-36 rush)..... Baylor vs. Michigan State, Cotton, Jan. 1, 2015
- 500 Dak Prescott (453 pass/47 rush)..... Miss. St. vs. Georgia Tech, Orange, Dec. 31, 2014
- 400 Marcus Mariota (338 pass/62 rush)..... Oregon vs. Florida State, Rose, Jan. 1, 2015
- 383 Sean Maguire (392 pass/-9 rush)..... Florida State vs. Houston, Peach, Dec. 31, 2015**
- 375 Chad Kelly (302 pass/73 rush)..... Ole Miss vs. Oklahoma State, Sugar, Jan. 1, 2016**

Most Total Yards, All Bowls

- 594 Ty Detmer (576 pass, 18 rush)..... Brigham Young vs. Penn St., Holiday, 1989

Most Touchdowns Responsible For, Sugar Bowl

- 4 Craig Sundberg (3 pass, 1 rush)..... Nebraska vs. LSU, Jan. 1, 1985
- 4 Danny Wuerffel (3 pass, 1 rush)..... Florida vs. Florida State, Jan. 2, 1997
- 4 Chris Weinke (4 pass)..... Florida State vs. Virginia Tech, Jan. 4, 2000
- 4 Kurt Kittner (4 pass)..... Illinois vs. LSU, Jan. 1, 2002
- 4 Domanick Davis (4 rush)..... LSU vs. Illinois, Jan. 1, 2002
- 4 Tim Tebow (3 pass, 1 rush)..... Florida vs. Cincinnati, Jan. 1, 2010
- 4 Trevor Knight (4 pass)..... Oklahoma vs. Alabama, Jan. 2, 2014
- 4 Chad Kelly (4 pass)..... Ole Miss vs. Oklahoma State, Jan. 1, 2016**

Most Touchdowns Responsible For, New Year's Six games

- 4 Dak Prescott (3 pass, 1 rush)..... Miss. St. vs. Georgia Tech, Orange, Dec. 31, 2014
- 4 Bryce Petty (3 pass, 1 rush)..... Baylor vs. Michigan State, Cotton, Jan. 1, 2015
- 4 Chad Kelly (4 pass)..... Ole Miss vs. Oklahoma State, Sugar, Jan. 1, 2016**
- 4 Kevin Hagan (3 pass, 1 rush)..... Stanford vs. Iowa, Rose, Jan. 1, 2016**
- 4 Ezekiel Elliott (4 rush)..... Ohio State vs. Notre Dame, Fiesta, Jan. 1, 2016**
- 3 Nine tied.

Most Touchdowns Responsible For, All Bowls

- 7 Keith Price (3 rush, 4 pass)..... Washington vs. Baylor, Alamo, 2011
- 7 Geno Smith (1 rush, 6 pass)..... West Virginia vs. Clemson, Orange, Jan. 4, 2012
- 7 Paxton Lynch (3 rush, 4 pass)..... Memphis vs. BYU, Miami Beach, 2014
- 7 Cooper Rush (7 pass)..... Central Michigan vs. Western Kentucky, Bahamas, 2014

RUSHING

Rushing Attempts, Sugar Bowl

- 36 Herschel Walker (150 yds)..... Georgia vs. Notre Dame, Jan. 1, 1981
- 32 Tony Dorsett (202 yds)..... Pittsburgh vs. Georgia, Jan. 1, 1977
- 30 Jack Mildren (149 yds)..... Oklahoma vs. Auburn, Jan. 1, 1972
- 29 Eddie Prokup (199 yds)..... Georgia Tech vs. Tulsa, Jan. 1, 1944
- 28 Ed Modzelewski (153 yds)..... Maryland vs. Tennessee, Jan. 1, 1952
- 28 Herschel Walker (103 yds)..... Georgia vs. Penn State, Jan. 1, 1983
- 28 Derrick Lassic (135 yds)..... Alabama vs. Miami, Jan. 1, 1993
- 28 Domanick Davis (122 yds)..... LSU vs. Illinois, Jan. 1, 2002
- 27 Tom Davis (93 yds)..... Duke vs. Alabama, Jan. 1, 1945
- 27 Phil Carter (109 yds)..... Notre Dame vs. Georgia, Jan. 1, 1981

Most Rushing Attempts, New Year's Six games

- 27 Jeremy Langford (162 yards)..... Michigan State vs. Baylor, Cotton, Jan. 1, 2015
- 27 Ezekiel Elliott (149 yards)..... Ohio State vs. Notre Dame, Fiesta, Jan. 1, 2016**
- 26 Wayne Gallman (150 yards)..... Clemson vs. Oklahoma, Orange, Dec. 31, 2015**
- 24 Deshaun Watson (145 yards)..... Clemson vs. Oklahoma, Orange, Dec. 31, 2015**
- 22 Jay Ajayi (134 yards)..... Boise State vs. Arizona, Fiesta, Dec. 31, 2014

Most Rushing Attempts, All Bowls

- 46 Ron Jackson (211 yards)..... Tulsa vs. San Diego St., Freedom, 1991

Most Rushing Yards (all 100-yard games), Sugar Bowl

- 230 Ezekiel Elliott (20 att.)..... Ohio State vs. Alabama, Jan. 1, 2015
- 204 Steve Slaton (26 att.)..... West Virginia vs. Georgia, Jan. 2, 2006
- 202 Tony Dorsett (32 att.)..... Pittsburgh vs. Georgia, Jan. 1, 1977
- 199 Eddie Prokup (29 att.)..... Georgia Tech vs. Tulsa, Jan. 1, 1944
- 170 Leon Heath (15 att.)..... Oklahoma vs. LSU, Jan. 2, 1950
- 159 John Kimbrough (25 att.)..... Texas A&M vs. Tulane, Jan. 1, 1940
- 157 Raymond Brown (15 att.)..... Ole Miss vs. Texas, Jan. 1, 1958
- 153 Ed Modzelewski (28 att.)..... Maryland vs. Tennessee, Jan. 1, 1952
- 151 Tony Thompson (25 att.)..... Tennessee vs. Virginia, Jan. 1, 1991
- 150 Herschel Walker (36 att.)..... Georgia vs. Notre Dame, Jan. 1, 1981
- 150 Jerome Bettis (16 att.)..... Notre Dame vs. Florida, Jan. 1, 1992
- 149 Jack Mildren (30 att.)..... Oklahoma vs. Auburn, Jan. 1, 1972
- 145 Musa Smith (23 att.)..... Georgia vs. Florida State, Jan. 1, 2003
- 139 Knile Davis (26 att.)..... Arkansas vs. Ohio State, Jan. 4, 2011
- 136 Earnest Graham (15 att.)..... Florida vs. Miami, Jan. 2, 2001
- 135 Derrick Lassic (28 att.)..... Alabama vs. Miami, Jan. 1, 1993
- 130 Bo Jackson (22 att.)..... Auburn vs. Michigan, Jan. 2, 1984
- 129 Bryan Thomas (26 att.)..... Pittsburgh vs. Georgia, Jan. 1, 1982
- 128 Darius Walker (22 att.)..... Notre Dame vs. LSU, Jan. 3, 2007
- 127 Tony Nathan (21 att.)..... Alabama vs. Penn State, Jan. 1, 1979
- 126 Tony Davis (17 att.)..... Nebraska vs. Florida, Dec. 31, 1974
- 125 Bob Fenimore (25 att.)..... Oklahoma A&M vs. St. Mary's, Jan. 1, 1946
- 124 Mike Fracchia (20 att.)..... Alabama vs. Arkansas, Jan. 1, 1962
- 122 Domanick Davis (28 att.)..... LSU vs. Illinois, Jan. 1, 2002
- 121 Leon Heath (20 att.)..... Oklahoma vs. Kentucky, Jan. 1, 1951
- 120 Charlie Brown (22 att.)..... Missouri vs. Florida, Jan. 1, 1966
- 120 Billy Jackson (13 att.)..... Alabama vs. Arkansas, Jan. 1, 1980
- 118 Terry Jackson (12 att.)..... Florida vs. Florida State, Jan. 2, 1997
- 117 Curt Warner (18 att.)..... Penn State vs. Georgia, Jan. 1, 1983
- 117 Justin Vincent (16 att.)..... LSU vs. Oklahoma, Jan. 4, 2004
- 115 Sammie Smith (24 att.)..... Florida State vs. Auburn, Jan. 2, 1989
- 114 George Clark (14 att.)..... Duke vs. Alabama, Jan. 1, 1945
- 112 Harry Ice (15 att.)..... Missouri vs. Fordham, Jan. 1, 1942
- 111 Joe Gattuso (16 att.)..... Navy vs. Mississippi, Jan. 1, 1955
- 109 Phil Carter (27 att.)..... Notre Dame vs. Georgia, Jan. 1, 1981
- 108 Bruce Maxwell (8 att.)..... Arkansas vs. Ole Miss, Jan. 1, 1970
- 107 Keiland Williams (14 att.)..... LSU vs. Notre Dame, Jan. 3, 2007
- 106 Jimmy Ford (14 att.)..... Tulsa vs. Georgia Tech, Jan. 1, 1944
- 106 John Weaver (16 att.)..... Navy vs. Ole Miss, Jan. 1, 1955
- 105 Ericc Rhett (25 att.)..... Florida vs. West Virginia, Jan. 1, 1994
- 103 Herschel Walker (28 att.)..... Georgia vs. Penn State, Jan. 1, 1983
- 102 Doug Dubose (20 att.)..... Nebraska vs. LSU, Jan. 1, 1985
- 102 Jeff Powell (11 att.)..... Tennessee vs. Miami, Jan. 1, 1986
- 100 Derrick Henry (8 att.)..... Alabama vs. Oklahoma, Jan. 2, 2014



Georgia's Herschel Walker holds the career record for Sugar Bowl rushing yards with 337 in three games, including touchdowns in all three games.

SUGAR BOWL RECORD BOOK - INDIVIDUAL

Most Rushing Yards, CFP games

- 230 Ezekiel Elliott (20 att.) Ohio State vs. Alabama, Sugar, Jan. 1, 2015
- 172 Christian McCaffrey (18 att.) Stanford vs. Iowa, Rose, Jan. 1, 2016
- 171 Synjyn Days (21 att.) Georgia Tech vs. Miss. St., Orange, Dec. 31, 2014
- 162 Jeremy Langford (27 att.) Michigan State vs. Baylor, Cotton, Jan. 1, 2015
- 150 Wayne Gallman (26 att.) Clemson vs. Oklahoma, Orange, Dec. 31, 2015

Most Rushing Yards, All Bowls

- 307 P.J. Daniels (31 att.) Georgia Tech vs. Tulsa, Humanitarian, 2004

Most Rushing Yards By A Quarterback, Sugar Bowl

- 199 Eddie Prokup (29 att.) Georgia Tech vs. Tulsa, Jan. 1, 1944
- 157 Raymond Brown (15 att.) Ole Miss vs. Texas, Jan. 1, 1958
- 149 Jack Mildren (30 att.) Oklahoma vs. Auburn, Jan. 1, 1972
- 125 Bob Fenimore (25 att.) Oklahoma A&M vs. St. Mary's, Jan. 1, 1946
- 115 Terrelle Pryor (15 att.) Ohio State vs. Arkansas, Jan. 4, 2011

Most Rushing Yards By A Quarterback, New Year's Six games

- 145 Deshaun Watson (24 att.) Clemson vs. Oklahoma, Orange, Dec. 31, 2015
- 121 Justin Thomas (14 att.) Georgia Tech vs. Mississippi State, Orange, Dec. 31, 2014
- 96 J.T. Barrett (23 att.) Ohio State vs. Notre Dame, Jan. 1, 2016
- 74 J.W. Walsh (10 att.) Oklahoma State vs. Ole Miss, Sugar, Jan. 1, 2016
- 73 Chad Kelly (10 att.) Ole Miss vs. Oklahoma State, Sugar, Jan. 1, 2016

Most Rushing Yards By A Quarterback, All Bowls

- 229 Johnny Manziel (17 att.) Texas A&M vs. Oklahoma, Cotton, Jan. 4, 2013

Most Rushing Yards Per Attempt (min. 8 attempts), Sugar Bowl

- 13.5 Bruce Maxwell (8-108) Arkansas vs. Ole Miss, Jan. 1, 1970
- 12.5 Derrick Henry (8-100) Alabama vs. Oklahoma, Jan. 2, 2014
- 11.5 Ezekiel Elliott (20-230) Ohio State vs. Alabama, Jan. 1, 2015
- 11.3 Leon Heath (15-170) Oklahoma vs. LSU, Jan. 2, 1950
- 10.7 Joe Montgomery (9-96) Ohio State vs. Texas A&M, Jan. 1, 1999
- 10.5 Raymond Brown (15-157) Ole Miss vs. Texas, Jan. 1, 1958
- 9.8 Terry Jackson (12-118) Florida vs. Florida State, Jan. 2, 1997
- 9.4 Jerome Bettis (16-150) Notre Dame vs. Florida, Jan. 1, 1992
- 9.3 Jeff Powell (11-102) Tennessee vs. Miami, Jan. 1, 1986
- 9.2 Billy Jackson (13-120) Alabama vs. Arkansas, Jan. 1, 1980

Most Rushing Yards Per Attempt (min. 15 attempts), New Year's Six games

- 11.5 Ezekiel Elliott (20-230) Ohio State vs. Alabama, Sugar, Jan. 1, 2015
- 9.6 Christian McCaffrey (18-172) Stanford vs. Iowa, Rose, Jan. 1, 2016
- 8.1 Synjyn Days (21-171) Georgia Tech vs. Mississippi State, Orange, Dec. 31, 2014
- 6.9 Dalvin Cook (15-103) Florida State vs. Oregon, Rose, Jan. 1, 2015
- 6.1 Jay Ajayi (22-134) Boise State vs. Arizona, Fiesta, Dec. 31, 2014

Most Rushing Yards Per Attempt (min. 15 attempts), All Bowls

- 15.67 Tyrone Wheatley (15-235) Michigan vs. Washington, Rose, 1993

Most Rushing Touchdowns, Sugar Bowl

- 4 Domanick Davis LSU vs. Illinois, Jan. 1, 2002
- 3 Jack Mildren Oklahoma vs. Auburn, Jan. 1, 1972
- 3 Jerome Bettis Notre Dame vs. Florida, Jan. 1, 1992
- 3 Errict Rhett Florida vs. West Virginia, Jan. 1, 1994
- 3 Steve Slaton West Virginia vs. Georgia, Jan. 2, 2006
- 2 24 tied, last: J.W. Walsh Oklahoma State vs. Ole Miss, Jan. 1, 2016

Most Rushing Touchdowns, New Year's Six games

- 4 Ezekiel Elliott Ohio State vs. Notre Dame, Fiesta, Jan. 1, 2016
- 3 Synjyn Days Georgia Tech vs. Mississippi State, Orange, Dec. 31, 2014
- 3 Justin Thomas Georgia Tech vs. Mississippi State, Orange, Dec. 31, 2014
- 3 Jay Ajayi Boise State vs. Arizona, Fiesta, Dec. 31, 2014
- 3 Jeremy Langford Michigan State vs. Baylor, Cotton, Jan. 1, 2015

Most Rushing Touchdowns, All Bowls

- 5 Neil Snow Michigan vs. Stanford, Rose, 1902
- 5 Barry Sanders Oklahoma St. vs. Wyoming, Holiday, 1988
- 5 Terrance Ganaway Baylor vs. Washington, Alamo, 2011
- 5 Kareen Hunt Toledo vs. Arkansas State, GoDaddy.com, 2015

PASSING

Most Pass Attempts, Sugar Bowl

- 58 Shane Matthews (28 comp.) Florida vs. Notre Dame, Jan. 1, 1992
- 56 Gino Torretta (24 comp.) Miami vs. Alabama, Jan. 1, 1993
- 53 Rohan Davey (31 comp.) LSU vs. Illinois, Jan. 1, 2002
- 47 Ryan Mallett (24 comp.) Arkansas vs. Ohio State, Jan. 4, 2011
- 46 Bob Parker (23 comp.) Air Force vs. Tennessee, Jan. 1, 1971
- 45 Steve Spurrier (27 comp.) Florida vs. Missouri, Jan. 1, 1966
- 45 Tony Pike (27 comp.) Cincinnati vs. Florida, Jan. 1, 2010
- 44 Pat Sullivan (20 comp.) Auburn vs. Oklahoma, Jan. 1, 1972
- 44 Trevor Knight (32 comp.) Oklahoma vs. Alabama, Jan. 2, 2014
- 43 Gary Hollingsworth (27 comp.) Alabama vs. Miami, Jan. 1, 1990

Most Pass Attempts, New Year's Six games

- 51 Dak Prescott (33 comp.) Mississippi State vs. Georgia Tech, Orange, Dec. 31, 2014
- 51 Bryce Petty (36 comp.) Baylor vs. Michigan State, Cotton, Jan. 1, 2015
- 49 Anu Solomon (28 comp.) Arizona vs. Boise State, Fiesta, Dec. 31, 2014
- 45 Jameis Winston (29 comp.) Florida State vs. Oregon, Rose, Jan. 1, 2015
- 44 Sean Maguire (22 comp.) Florida State vs. Houston, Peach, Dec. 31, 2015

Most Pass Attempts, All Bowls

- 78 Mike Kafka (47 comp.) Northwestern vs. Auburn, Outback, 2010

Most Pass Completions, Sugar Bowl

- 32 Trevor Knight (44 att.) Oklahoma vs. Alabama, Jan. 2, 2014
- 31 Rohan Davey (53 att.) LSU vs. Illinois, Jan. 1, 2002
- 31 Tim Tebow (35 att.) Florida vs. Cincinnati, Jan. 1, 2010
- 28 Shane Matthews (58 att.) Florida vs. Notre Dame, Jan. 1, 1992
- 28 Danny Wuerffel (39 att.) Florida vs. Florida State, Jan. 2, 1995
- 27 Steve Spurrier (45 att.) Florida vs. Missouri, Jan. 1, 1966
- 27 Gary Hollingsworth (43 att.) Alabama vs. Miami, Jan. 1, 1990
- 27 Brian Johnson (41 att.) Utah vs. Alabama, Jan. 2, 2009
- 27 Tony Pike (45 att.) Cincinnati vs. Florida, Jan. 1, 2010
- 26 Dan Marino (41 att.) Pittsburgh vs. Georgia, Jan. 1, 1982

Most Pass Completions, New Year's Six games

- 36 Bryce Petty (51 att.) Baylor vs. Michigan State, Cotton, Jan. 1, 2015
- 33 Dak Prescott (51 att.) Mississippi State vs. Georgia Tech, Orange, Dec. 31, 2014
- 29 Jameis Winston (45 att.) Florida State vs. Oregon, Rose, Jan. 1, 2015
- 28 Anu Solomon (49 att.) Arizona vs. Boise State, Fiesta, Dec. 31, 2014

Most Pass Completions, All Bowls


- 47 Mike Kafka (78 att.) Northwestern vs. Auburn, Outback, 2010

Most Consecutive Pass Completions, Sugar Bowl

- 13 Tim Tebow Florida vs. Cincinnati, 2010

Most Consecutive Pass Completions, All Bowls

- 19 Mike Bobo Georgia vs. Wisconsin, Outback, 1998



Florida's Steve Spurrier completed 27-of-45 passes for 352 yards, but his fourth-quarter comeback effort fell just short for the Gators in 1966.

SUGAR BOWL RECORD BOOK - INDIVIDUAL

Most Passing Yards (all 300-yard games), Sugar Bowl

1. 482 Tim Tebow (31-of-35) Florida vs. Cincinnati, Jan. 1, 2010
2. 444 Rohan Davey (31-of-53) LSU vs. Illinois, Jan. 1, 2002
3. 394 Danny Wuerffel (28-of-39) Florida vs. Florida State, Jan. 2, 1995
4. 387 AJ McCarron (19-of-30) Alabama vs. Oklahoma, Jan. 2, 2014
5. 370 Shane Matthews (28-of-58) Florida vs. Notre Dame, Jan. 1, 1992
6. 352 Steve Spurrier (27-of-45) Florida vs. Missouri, Jan. 1, 1966
7. 348 Trevor Knight (32-of-44) Oklahoma vs. Alabama, Jan. 2, 2014
8. 338 Bill Montgomery (17-of-34) Arkansas vs. Ole Miss, Jan. 1, 1970
9. 336 Brian Johnson (27-of-41) Utah vs. Alabama, Jan. 2, 2009
10. 334 Thad Busby (22-of-33) Florida State vs. Ohio State, Jan. 1, 1998
11. 332 JaMarcus Russell (21-of-34) LSU vs. Notre Dame, Jan. 3, 2007
12. 329 Chris Weinke (20-of-34) Florida State vs. Virginia Tech, Jan. 4, 2000
13. 306 Danny Wuerffel (18-of-34) Florida vs. Florida State, Jan. 2, 1997
14. 302 Chad Kelly (21-of-33) Ole Miss vs. Oklahoma State, Jan. 1, 2016

Most Passing Yards, New Year's Six games

1. 550 Bryce Petty (36-of-51) Baylor vs. Michigan State, Cotton, Jan. 1, 2015
2. 453 Dak Prescott (33-of-51) Mississippi State vs. Georgia Tech, Orange, Dec. 31, 2014
3. 392 Sean Maguire (22-of-44) Florida State vs. Houston, Peach, Dec. 31, 2015
3. 348 Jameis Winston (29-of-45) Florida State vs. Oregon, Rose, Jan. 1, 2015
4. 338 Marcus Mariota (26-of-36) Oregon vs. Florida State, Rose, Jan. 1, 2015

Most Passing Yards, All Bowls

1. 576 Byron Leftwich (41-of-70) Marshall vs. East Carolina, (2 at) GMAC, 2001
- 576 Ty Detmer (42-of-59) Brigham Young vs. Penn St., Holiday, 1989

Most Touchdown Passes, Sugar Bowl

1. 4 Chris Weinke Florida State vs. Virginia Tech, Jan. 4, 2000
- 4 Kurt Kittner Illinois vs. LSU, Jan. 1, 2002
- 4 Trevor Knight Oklahoma vs. Alabama, Jan. 2, 2014
- 4 Chad Kelly Ole Miss vs. Oklahoma State, Jan. 1, 2016
5. 3 Dan Marino Pittsburgh vs. Georgia, Jan. 1, 1982
- 3 Craig Sundberg Nebraska vs. LSU, Jan. 1, 1985
- 3 Craig Erickson Miami vs. Alabama, Jan. 1, 1990
- 3 Gary Hollingsworth Alabama vs. Miami, Jan. 1, 1990
- 3 Danny Wuerffel Florida vs. Florida State, Jan. 2, 1997
- 3 Ken Dorsey Miami vs. Florida, Jan. 2, 2001
- 3 D.J. Shockley Georgia vs. West Virginia, Jan. 2, 2006
- 3 Brian Johnson Utah vs. Alabama, Jan., 2, 2009
- 3 Tim Tebow Florida vs. Cincinnati, Jan. 1, 2010
- 3 Tony Pike Cincinnati vs. Florida, Jan. 1, 2010

Most Touchdown Passes, New Year's Six games

1. 4 Chad Kelly Ole Miss vs. Oklahoma State, Sugar, Jan. 1, 2016
2. 3 Dak Prescott Mississippi State vs. Georgia Tech, Orange, Dec. 31, 2014
- 3 Trevone Boykin TCU vs. Ole Miss, Peach, Dec. 31, 2014
- 3 Bryce Petty Baylor vs. Michigan State, Cotton, Jan. 1, 2015
- 3 Kevin Hogan Stanford vs. Iowa, Rose, Jan. 1, 2016

Most Touchdown Passes, All Bowls

1. 7 Cooper Rush Central Michigan vs. Western Kentucky, Bahamas, 2014

Highest Completion Percentage (min. 8 attempts), Sugar Bowl


1. 1.000 Harry Gilmer (8-of-8) Alabama vs. Duke, Jan. 1, 1945
2. 88.6 Tim Tebow (31-of-35) Florida vs. Cincinnati, Jan. 1, 2010
3. 83.3 Richard Todd (10-of-12) Alabama vs. Penn State, Dec. 31, 1975
4. 80.0 Perry Lee Dunn (8-of-10) Ole Miss vs. Alabama, Jan. 1, 1964
5. 78.6 Pat White (11-of-14) West Virginia vs. Georgia, Jan. 2, 2006
6. 73.7 Rick Mirer (14-of-19) Notre Dame vs. Florida, Jan. 1, 1992
7. 72.7 Jeff Rutledge (8-of-11) Alabama vs. Ohio State, Jan. 1, 1978
- 72.7 Jeff Burger (24-of-33) Auburn vs. Syracuse, Jan. 1, 1988
- 72.7 Trevor Knight (32-of-44) Oklahoma vs. Alabama, Jan. 2, 2014
10. 71.8 Danny Wuerffel (28-of-39) Florida vs. Florida State, Jan. 2, 1995

Highest Completion Percentage (min. 20 attempts), New Year's Six games

1. 83.3 Jacob Coker (25-of-30) Alabama vs. Michigan State, Cotton, Dec. 31, 2015
2. 72.2 Marcus Mariota (26-of-36) Oregon vs. Florida State, Rose, Jan. 1, 2015
3. 71.0 Trevone Boykin (22-of-31) TCU vs. Ole Miss, Peach, Dec. 31, 2014
4. 70.6 Grant Hedrick (24-of-34) Boise State vs. Arizona, Fiesta, Dec. 31, 2014
- 70.6 Bryce Petty (36-of-51) Baylor vs. Michigan State, Cotton, Jan. 1, 2015

Highest Completion Percentage (min. 20 attempts), All Bowls

1. .929 Mike Bobo (26-of-28) Georgia vs. Wisconsin, Outback, 1998



Josh Reed set multiple Sugar Bowl records for LSU in 2002, catching 14 passes for 239 yards.

RECEIVING

Most Receiving Yards (all 100-Yard Games), Sugar Bowl

1. 239 Josh Reed (14 rec.) LSU vs. Illinois, Jan. 1, 2002
2. 181 Riley Cooper (7 rec.) Florida vs. Cincinnati, Jan. 1, 2010
3. 178 Ray Perkins (7 rec.) Alabama vs. Nebraska, Jan. 2, 1967
- 178 Walter Young (6 rec.) Illinois vs. LSU, Jan. 1, 2002
5. 176 E.G. Green (7 rec.) Florida State vs. Ohio State, Jan. 1, 1998
6. 171 Chuck Dicus (6 rec.) Arkansas vs. Ole Miss, Jan. 1, 1970
7. 169 Chuck Dicus (12 rec.) Arkansas vs. Georgia, Jan. 1, 1969
8. 163 Peter Warrick (6 rec.) Florida State vs. Virginia Tech, Jan. 4, 2000
9. 150 Ike Hilliard (7 rec.) Florida vs. Florida State, Jan. 2, 1997
10. 148 Willie Jackson (8 rec.) Florida vs. Notre Dame, Jan. 1, 1992
11. 139 DeAndrew White (3 rec.) Alabama vs. Oklahoma, Jan. 2, 2014
12. 138 Ralph Jones (4 rec.) Alabama vs. Duke, Jan. 1, 1945
13. 137 Bruce Maxwell (9 rec.) Arkansas vs. Ole Miss, Jan. 1, 1970
14. 132 Tinker Owens (5 rec.) Oklahoma vs. Penn State, Dec. 31, 1972
15. 131 Willie Jackson (9 rec.) Florida vs. West Virginia, Jan. 1, 1994
16. 128 Jack Jackson (6 rec.) Florida vs. Florida State, Jan. 2, 1995
17. 126 Josh Morgan (3 rec.) Virginia Tech vs. Auburn, Jan. 3, 2005
18. 125 Thompson (9 rec.) Tennessee vs. Air Force, Jan. 1, 1971
19. 125 Lawyer Tillman (6 rec.) Auburn vs. Syracuse, Jan. 1, 1988
20. 125 Freddie Brown (12 rec.) Utah vs. Alabama, Jan. 2, 2009
21. 121 Amari Cooper (9 rec.) Alabama vs. Oklahoma, Jan. 2, 2014
22. 120 Michael Clayton (8 rec.) LSU vs. Illinois, Jan. 1, 2002
- 120 Joe Adams (9 rec.) Arkansas vs. Ohio State, Jan. 4, 2011
24. 119 Ike Hilliard (3 rec.) Florida vs. Florida State, Jan. 2, 1995
- 119 Bryan Still (6 rec.) Virginia Tech vs. Texas, Dec. 31, 1995
26. 117 Terry Beasley (6 rec.) Auburn vs. Oklahoma, Jan. 1, 1972
- 117 Danny Coale (8 rec.) Virginia Tech vs. Michigan, Jan. 3, 2012
28. 116 Gregg Garrity (4 rec.) Penn State vs. Georgia, Jan. 1, 1983
29. 115 Early Doucet (8 rec.) LSU vs. Notre Dame, Jan. 3, 2006
30. 114 Paul Bassa (10 rec.) Air Force vs. Tennessee, Jan. 1, 1971
31. 111 Aaron Hernandez (9 rec.) Florida vs. Cincinnati, Jan. 1, 2010
32. 110 Reche Caldwell (6 rec.) Florida vs. Miami, Jan. 2, 2001
33. 108 Charles Casey (5 rec.) Florida vs. Missouri, Jan. 1, 1966
- 108 Vernon Studdard (5 rec.) Ole Miss vs. Arkansas, Jan. 1, 1970
- 108 Andre Davis (7 rec.) Virginia Tech vs. Florida State, Jan. 4, 2000
36. 107 Louis Guy (5 rec.) Ole Miss vs. Arkansas, Jan. 1, 1963
- 107 Jerry Lamb (3 rec.) Arkansas vs. Ole Miss, Jan. 1, 1963
38. 105 David Boston (11 rec.) Ohio State vs. Texas A&M, Jan. 1, 1999
- 105 Jason Rivers (10 rec.) Hawaii vs. Georgia, Jan. 1, 2008
- 105 Lacoltan Bester (6 rec.) Oklahoma vs. Alabama, Jan. 2, 2014
41. 102 Omar Ellison (4 rec.) Florida State vs. Florida, Jan. 2, 1995
42. 101 Jack Judd (8 rec.) Tulsa vs. Tennessee, Jan. 1, 1943
43. 100 George Anderson (3 rec.) Wyoming vs. LSU, Jan. 1, 1968

SUGAR BOWL RECORD BOOK - INDIVIDUAL

Most Receiving Yards, New Year's Six games

1. **201** Travis Rudolph (7 rec.).....Florida State vs. Houston, Peach, Dec. 31, 2015
2. 199 Thomas Sperbeck (12 rec.).....Boise State vs. Arizona, Fiesta, Dec. 31, 2015
3. 197 KD Cannon (8 rec.).....Baylor vs. Michigan State, Cotton, Jan. 1, 2015
4. 165 Darren Carrington (7 rec.).....Oregon vs. Florida State, Rose, Jan. 1, 2015
5. 150 Corey Coleman (7 rec.).....Baylor vs. Michigan State, Cotton, Jan. 1, 2015

Most Receiving Yards, All Bowls

1. 308 Jason Rivers (14 rec.).....Hawaii vs. Arizona State, Hawaii Bowl, 2006

Most Receptions, Sugar Bowl

1. 14 Josh Reed (239 yards).....LSU vs. Illinois, Jan. 1, 2002
2. 12 Chuck Dicus (169 yards).....Arkansas vs. Georgia, Jan. 1, 1969
3. 12 Freddie Brown (125 yards).....Utah vs. Alabama, Jan. 2, 2009
4. 11 David Boston (105 yards).....Ohio State vs. Texas A&M, Jan. 1, 1999
5. 10 Paul Bassa (114 yards).....Air Force vs. Tennessee, Jan. 1, 1971
6. 10 Jason Rivers (105 yards).....Hawaii vs. Georgia, Jan. 1, 2008
7. 9 Bruce Maxwell (137 yards).....Arkansas vs. Ole Miss, Jan. 1, 1970
- 9 Thompson (125 yards).....Tennessee vs. Air Force, Jan. 1, 1971
- 9 Willie Jackson (131 yards).....Florida vs. West Virginia, Jan. 1, 1994
- 9 Warrick Dunn (51 yards).....Florida State vs. Florida, Jan. 2, 1995
- 9 Travis Minor (55 yards).....Florida State vs. Ohio State, Jan. 1, 1998
- 9 Aaron Hernandez (111 yards).....Florida vs. Cincinnati, Jan. 1, 2010
- 9 Joe Adams (120 yards).....Arkansas vs. Ohio State, Jan. 4, 2011
- 9 Amari Cooper (71 yards).....Alabama vs. Oklahoma, Jan. 2, 2014
- 9 Amari Cooper (71 yards).....Alabama vs. Ohio State, Jan. 1, 2015

Most Receptions, New Year's Six games

1. 12 Thomas Sperbeck (199 yards).....Boise State vs. Arizona, Fiesta, Dec. 31, 2015
2. 9 De'Runnya Wilson (105 yards).....Mississippi St. vs. Georgia Tech, Peach, Dec. 31, 2014
- 9 Antwan Goodley (93 yards).....Baylor vs. Michigan State, Cotton, Jan. 1, 2015
- 9 Amari Cooper (71 yards).....Alabama vs. Ohio State, Sugar, Jan. 1, 2015
- 9 Demarcus Ayers (82 yards).....Houston vs. Florida State, Peach, Dec. 31, 2015

Most Receptions, All Bowls

1. 20 Norman Jordan (173 yards).....Vanderbilt vs. Air Force, Hall of Fame, 1982
- 20 Walker Gillette (242 yards).....Richmond vs. Ohio, Tangerine, 1968

Most Touchdowns Receiving, Sugar Bowl

1. 3 Ike Hilliard.....Florida vs. Florida State, Jan. 2, 1997
- 3 Laquon Treadwell.....Ole Miss vs. Oklahoma State, Jan. 1, 2016**
3. 2 John Brown.....Pittsburgh vs. Georgia, Jan. 1, 1982
- 2 Todd Frain.....Nebraska vs. LSU, Jan. 1, 1985
- 2 Peter Warrick.....Florida State vs. Virginia Tech, Jan. 4, 2000
- 2 Ron Dugans.....Florida State vs. Virginia Tech, Jan. 4, 2000
- 2 Josh Reed.....LSU vs. Illinois, Jan. 1, 2002
- 2 Walter Young.....Illinois vs. LSU, Jan. 1, 2002
- 2 Brandon Lloyd.....Illinois vs. LSU, Jan. 1, 2002
- 2 Josh Morgan.....Virginia Tech vs. Auburn, Jan. 3, 2005
- 2 Jalen Saunders.....Oklahoma vs. Alabama, Jan. 2, 2014
- 2 Amari Cooper.....Alabama vs. Ohio State, Jan. 1, 2015

Most Touchdowns Receiving, New Year's Six games

1. **3 Laquon Treadwell.....Ole Miss vs. Oklahoma State, Sugar, Jan. 1, 2016**
2. 2 De'Runnya Wilson.....Mississippi State vs. Georgia Tech, Orange, Dec. 31, 2014
- 2 Josh Doctson.....TCU vs. Ole Miss, Peach, Dec. 31, 2014
- 2 Darren Carrington.....Oregon vs. Florida State, Rose, Jan. 1, 2015
- 2 Amari Cooper.....Alabama vs. Ohio State, Sugar, Jan. 1, 2015
- 2 KD Cannon.....Baylor vs. Michigan State, Cotton, Jan. 1, 2015
- 2 Calvin Ridley.....Alabama vs. Michigan State, Cotton, Dec. 31, 2015
- 2 Chance Allen.....Houston vs. Florida State, Peach, Dec. 31, 2015
- 2 Michael Rector.....Stanford vs. Iowa, Rose, Jan. 1, 2016

Most Touchdowns Receiving, All Bowls

1. 4 Bob McChesney.....Hardin-Simmons vs. Wichita St., Camellia, 1948
- 4 Fred Biletnikoff.....Florida St. vs. Oklahoma, Gator, 1965
- 4 Travis LaTendresse.....Utah vs. Georgia Tech, Emerald, 2005
- 4 Tavon Austin.....West Virginia vs. Clemson, Orange, Jan. 4, 2012
- 4 Titus Davis.....Central Michigan vs. Western Kentucky, Bahamas, 2014

Highest Average Per Reception (min. 3 receptions), Sugar Bowl

1. 46.3 DeAndrew White (3 for 139).....Alabama vs. Oklahoma, Jan. 2, 2014
2. 42.0 Josh Morgan (3 for 126).....Virginia Tech vs. Auburn, Jan. 3, 2005
3. 39.7 Ike Hilliard (3 for 119).....Florida vs. Florida State, Jan. 2, 1995
4. 35.7 Jerry Lamb (3 for 107).....Arkansas vs. Ole Miss, Jan. 1, 1963
5. 33.3 George Anderson (3 for 100).....Wyoming vs. LSU, Jan. 1, 1968

Highest Average Per Reception (min. 3 receptions), New Year's Six games

1. **28.71** Travis Rudolph (7 for 201).....Florida State vs. Houston, Peach, Dec. 31, 2015
2. 26.7 Chaz Anderson (3 for 80).....Boise State vs. Arizona, Fiesta, Dec. 31, 2014
3. **26.25** Christian McCaffrey (4 for 105).....Stanford vs. Iowa, Rose, Jan. 1, 2016
4. 24.6 KD Cannon (8 for 197).....Baylor vs. Michigan State, Cotton, Jan. 1, 2015
5. 22.80 Darren Waller (5 for 114).....Georgia Tech vs. Mississippi State, Orange, Dec. 31, 2014

Highest Average Per Reception, All Bowls (min. 3 receptions)

1. 54.0 Chase Cochran.....Ohio vs. UL Monroe, Independence, 2012

ALL-PURPOSE YARDS

Most All-Purpose Yards, Sugar Bowl

1. 282 Kevin Williams.....Miami vs. Alabama, Jan. 1, 1993
2. 266 Domanick Davis.....LSU vs. Illinois, Jan. 1, 2002
3. 248 Mardy Gilyard.....Cincinnati vs. Florida, Jan. 1, 2010
4. 245 Bruce Maxwell.....Arkansas vs. Ole Miss, Jan. 1, 1970
5. 243 Ezekiel Elliott.....Ohio State vs. Alabama, Jan. 1, 2015
6. 239 Josh Reed.....LSU vs. Illinois, Jan. 1, 2002
7. 220 Peter Warrick.....Florida State vs. Virginia Tech, Jan. 4, 2000
8. 212 Steve Slaton.....West Virginia vs. Georgia, Jan. 2, 2006
9. 207 Jack Jackson.....Florida vs. Florida State, Jan. 2, 1995
10. 207 Javier Arenas.....Alabama vs. Utah, Jan. 2, 2009

Most All-Purpose Yards, New Year's Six games

1. **368** Christian McCaffrey.....Stanford vs. Iowa, Rose, Jan. 1, 2016
2. 243 Ezekiel Elliott.....Ohio State vs. Alabama, Sugar, Jan. 1, 2015
3. **201** Travis Rudolph.....Florida State vs. Houston, Peach, Dec. 31, 2015
4. 199 Thomas Sperbeck.....Boise State vs. Arizona, Fiesta, Dec. 31, 2014
5. 197 KD Cannon.....Baylor vs. Michigan State, Cotton, Jan. 1, 2015

Most All-Purpose Yards, All Bowls

1. 408 Chris Johnson.....East Carolina vs. Boise State, Hawaii Bowl, 2007

SCORING

Most Points Scored, Sugar Bowl

1. 24 Domanick Davis (4 TDs).....LSU vs. Illinois, Jan. 2, 2002
2. 20 Peter Warrick (3 TDs, 2-pt. conv.).. Florida St. vs. Virginia Tech, Jan. 4, 2000
3. 18 Jack Mildren (3 TDs).....Oklahoma vs. Auburn, Jan. 1, 1972
- 18 Jerome Bettis (3 TDs).....Notre Dame vs. Florida, Jan. 1, 1992
- 18 Errict Rhett (3 TDs).....Florida vs. West Virginia, Jan. 1, 1994
- 18 Steve Slaton (3 TDs).....West Virginia vs. Georgia, Jan. 2, 2006
- 18 Laquon Treadwell (3 TDs).....Ole Miss vs. Oklahoma State, Jan. 1, 2016**

Most Points Scored, New Year's Six games

1. **24** Ezekiel Elliott (4 TDs).....Ohio State vs. Notre Dame, Fiesta, Jan. 1, 2016
2. 18 Justin Thomas (3 TDs).....Georgia Tech vs. Miss. St., Orange, Dec. 31, 2014
- 18 Synjyn Days (3 TDs).....Georgia Tech vs. Miss. St., Orange, Dec. 31, 2014
- 18 Jay Ajayi (3 TDs).....Boise State vs. Arizona, Fiesta, Dec. 31, 2014
- 18 Jeremy Langford (3 TDs).....Michigan State vs. Baylor, Cotton, Jan. 1, 2015
- 18 Laquon Treadwell (3 TDs).....Ole Miss vs. Oklahoma State, Sugar, Jan. 1, 2016**

Most Points Scored, All Bowls

1. 30 Seven tied
First: Barry Sanders (5 TDs).....Oklahoma St. vs. Wyoming, Holiday, 1988
Last: Leonard Fournette (5 TDs).....LSU vs. Texas Tech, Texas, 2015

Most Points Scored By A Kicker, Sugar Bowl

1. 16 Arden Czynewski (5 FGs, 1 PAT).....Florida vs. Notre Dame, Jan. 1, 1992
2. 14 Billy Bennett (4 FGs, 2 PATs).....Georgia vs. Florida St., Jan. 1, 2003

Most Points Scored By A Kicker, New Year's Six games

1. **14** Sean Nuremberger (3 FGs, 5 PATs).....Ohio State vs. Notre Dame, Fiesta, Jan. 1, 2016
2. **13** Greg Huegel (3 FGs, 4 PATs).....Clemson vs. Oklahoma, Orange, Dec. 31, 2015
3. 12 Casey Skowron (3 FGs, 3 PATs).....Arizona vs. Boise State, Fiesta, Dec. 31, 2014
- 12** Gary Wunderlich (2 FGs, 6 PATs).....Ole Miss vs. Oklahoma State, Sugar, Jan. 1, 2016
5. 11 Chris Callahan (2 FGs, 5 PATs).....Baylor vs. Michigan State, Cotton, Jan. 1, 2015

Most Points Scored By A Kicker, All Bowls

1. 19 Kevin Miller (4 FGs, 7 PATs).....East Carolina vs. Marshall, GMAC, 2001

SUGAR BOWL RECORD BOOK - INDIVIDUAL

FIELD GOALS/EXTRA POINTS

Most Field Goals Made, Sugar Bowl

1. 5 Arden Czyzewski (5 att.) Florida vs. Notre Dame, 1992
2. 4 Tim Davis (5 att.) Alabama vs. Ole Miss, 1964
- 4 Billy Bennett (5 att.) Georgia vs. Florida State, 2003
- 4 Justin Myer (5 att.) Virginia Tech vs. Michigan, 2012
5. 3 10 times, most recently: Zach Hocker (3 att.) Arkansas vs. Ohio State, 2011

Most Fields Goals Made, New Year's Six games

1. 3 Casey Skowron (3 att.) Arizona vs. Boise State, Fiesta, Dec. 31, 2014
- 3 Sean Nuremberger (3 att.) Ohio State vs. Notre Dame, Fiesta, Jan. 1, 2016
- 3 Greg Huegel (4 att.) Clemson vs. Oklahoma, Orange, Dec. 31, 2015

Most Field Goals Made, All Bowls

1. 5 Eight times, last: Kyle Brindza, Notre Dame vs. Rutgers, Pinstripe, 2013

Most Field Goal Attempts, Sugar Bowl

1. 5 Tim Davis (4 made) Alabama vs. Ole Miss, Jan. 1, 1964
- 5 Bob White (3 made) Arkansas vs. Georgia, Jan. 1, 1969
- 5 George Hunt (2 made) Tennessee vs. Air Force, Jan. 1, 1971
- 5 Arden Czyzewski (5 made) Florida vs. Notre Dame, Jan. 1, 1992
- 5 Dan Mowrey (3 made) Florida State vs. Florida, Jan. 2, 1995
- 5 Billy Bennett (4 made) Georgia vs. Florida State, Jan. 1, 2003
- 5 Justin Myer (4 made) West Virginia vs. Michigan, Jan. 3, 2012

Most Field Goals Attempted, New Year's Six games

1. 4 Chris Callahan (2 made) Baylor vs. Michigan State, Cotton, Jan. 1, 2015
- 4 Greg Huegel (3 made) Clemson vs. Oklahoma, Orange, Dec. 31, 2015

Most Field Goal Attempts, All Bowls

1. 7 Jeremy Shelley (5 made) Alabama vs. LSU, NCG, Jan. 9, 2012

SEE PAGE 78 FOR LONGEST FIELD GOALS IN THE SUGAR BOWL.

Most Extra Point Kick Attempts, Sugar Bowl

1. 7 Caleb Sturgis (6 made) Florida vs. Cincinnati, Jan. 1, 2010

Most Extra Point Kick Attempts, New Year's Six games

1. 7 Aidan Schneider (6 made) Oregon vs. Florida State, Rose, Jan. 1, 2015

Most Extra Point Kick Attempts, All Bowls

1. 10 Tyler Bitancurt (10 made) West Virginia vs. Clemson, Orange, Jan. 4, 2012

Most Extra Point Kicks Made, Sugar Bowl

1. 6 Bart Edmiston (6 att.) Florida vs. Florida State, Jan. 2, 1997
- 6 Caleb Sturgis (7 att.) Florida vs. Cincinnati, Jan. 1, 2010
- 6 Michael Hunnicutt (6 att.) Oklahoma vs. Alabama, Jan. 2, 2014
- 6 Gary Wunderlich (6 att.) Ole Miss vs. Oklahoma State, Jan. 1, 2016

Most Extra Point Kicks Made, New Year's Six games

1. 6 Aidan Schneider (7 attempts) Oregon vs. Florida State, Rose, Jan. 1, 2015
- 6 Gary Wunderlich (6 attempts) Ole Miss vs. Oklahoma State, Sugar, Jan. 1, 2016

Most Extra Point Kicks Made, All Bowls

1. 10 Tyler Bitancurt (10 attempts) West Virginia vs. Clemson, Orange, Jan. 4, 2012

PUNTING

Most Punts, Sugar Bowl

1. 14 Sammy Baugh (672 yards) TCU vs. LSU, Jan. 1, 1936
2. 11 Mark Malkowicz (424 yards) Georgia vs. Notre Dame, Jan. 1, 1981
3. 10 Cary Stockdell (336 yards) Arkansas vs. Georgia, Jan. 1, 1969
- 10 Spike Jones (386 yards) Georgia vs. Arkansas, Jan. 1, 1969
- 10 Brian Masella (429 yards) Penn State vs. Oklahoma, Dec. 31, 1972
- 10 Scott Fitzkee (387 yards) Penn State vs. Alabama, Jan. 1, 1979
- 10 Woody Umphrey (388 yards) Alabama vs. Penn State, Jan. 1, 1979
8. 9 Gerald Brown (366 yards) LSU vs. Syracuse, Jan. 1, 1965
- 9 Mitch Worley (280 yards) LSU vs. Wyoming, Jan. 1, 1968
- 9 Mark Schultis (360 yards) Texas vs. Virginia Tech, Dec. 31, 1995
- 9 Shane Lechler (398 yards) Texas A&M vs. Ohio State, Jan. 1, 1999
- 9 Steve Fitts (364 yards) Illinois vs. LSU, Jan. 1, 2002

Most Punts, New Year's Six games

1. 9 Jake Hartbarger (411 yards) Michigan State vs. Alabama, Cotton, Dec. 31, 2015
2. 8 Sean Wale (396 yards) Boise State vs. Arizona, Fiesta, Dec. 31, 2014
- 8 Will Gleason (345 yards) Ole Miss vs. TCU, Peach, Dec. 31, 2014

Most Punts, All Bowls

1. 21 Everett Sweeney Michigan vs. Stanford, Rose, 1902

Highest Average Per Punt (min. 3 punts), Sugar Bowl

1. 55.0 JK Scott (7-385) Alabama vs. Ohio State, Jan. 1, 2015
2. 52.7 Shayne Edge (3-158) Florida vs. West Virginia, Jan. 1, 1994
2. 49.0 Jerry DePoyster (4-196) Wyoming vs. LSU, Jan. 1, 1968
3. 48.7 Tommy Davis (3-146) LSU vs. Clemson, Jan. 1, 1959
4. 48.5 Matt Bahr (4-194) Penn State vs. Alabama, Dec. 31, 1975
5. 48.3 Brian Mimbs (3-145) Georgia vs. Hawaii, Jan. 1, 2008
6. 48.25 Jonathan Kilgo (4-193) Georgia vs. Florida State, Jan. 1, 2003
7. 48.1 Robby Stevenson (7-337) Florida vs. Florida State, Jan. 2, 1997
8. 48.0 Samy Baugh (14-672) TCU vs. LSU, Jan. 1, 1936
9. 47.4 Geoffrey Price (5-237) Notre Dame vs. LSU, Jan. 3, 2007

Highest Average Per Punt (min. 3 punts), New Year's Six games

1. 55.0 JK Scott (7-385) Alabama vs. Ohio State, Sugar, Jan. 1, 2015

Highest Average Per Punt, All Bowls (min. 5 punts)

1. 55.0 Justin Brantly (6-330) Texas A&M vs. Penn State, Alamo, 2007
- 55.0 JK Scott (7-385) Alabama vs. Ohio State, Sugar, Jan. 1, 2015

Punting Yards, Sugar Bowl

1. 672 Sammy Baugh (14 punts) TCU vs. LSU, Jan. 1, 1936
2. 429 Brian Masella (10 punts) Penn State vs. Oklahoma, Dec. 31, 1972
3. 424 Mark Malkowicz (11 punts) Georgia vs. Notre Dame, Jan. 1, 1981
4. 398 Shane Lechler (9 punts) Texas A&M vs. Ohio State, Jan. 1, 1999
5. 388 Woody Umphrey (10 punts) Alabama vs. Penn State, Jan. 1, 1979
6. 387 Scott Fitzkee (10 punts) Penn State vs. Alabama, Jan. 1, 1979
7. 386 Spike Jones (10 punts) Georgia vs. Arkansas, Jan. 1, 1969
8. 385 JK Scott (7 punts) Alabama vs. Ohio State, Jan. 1, 2015
8. 378 Bucky Dilts (8 punts) Georgia vs. Pittsburgh, Jan. 1, 1977
9. 371 Sean Liss (8 punts) Florida State vs. Florida, Jan. 2, 1997

SEE PAGE 78 FOR LONGEST PUNTS IN THE SUGAR BOWL.

PUNT RETURNS

Most Punt Returns, Sugar Bowl

1. 6 Jacquez Green (69 yards) Florida vs. Florida State, Jan. 2, 1997
- 5 Kevin Baugh (106 yards) Penn State vs. Georgia, Jan. 1, 1983
- 5 David Palmer (52 yards) Alabama vs. Miami, Jan. 1, 1993
- 4 Seven tied.

Most Punt Returns, New Year's Six games

1. 5 Cyrus Jones (80 yards) Alabama vs. Michigan State, Cotton, Dec. 31, 2015

Most Punt Returns, All Bowls

1. 9 Paddy Driscoll (115 yards) Great Lakes vs. Mare Island, Rose, 1919
- 9 Buzy Rosenberg (54 yards) Georgia vs. North Carolina, Gator, 1971

Most Punt Return Yards, Sugar Bowl

1. 106 Kevin Baugh (5 returns) Penn State vs. Georgia, Jan. 1, 1983
2. 95 Kevin Williams (3 returns) Miami vs. Alabama, Jan. 1, 1993
3. 88 Ike Charlton (4 returns) Virginia Tech vs. Florida St., Jan. 4, 2000
4. 86 Bobby Majors (4 returns) Tennessee vs. Air Force, Jan. 1, 1971
5. 79 Joe Wylie (4 returns) Oklahoma vs. Auburn, Jan. 1, 1972

Most Punt Return Yards, CFP games

1. 80 Cyrus Jones (5 ret.) Alabama vs. Michigan State, Cotton, Dec. 31, 2015

Most Punt Return Yards, All Bowls

1. 180 Willie Reid (7 returns) Florida St. vs. Penn St., (3 ot) Orange, Jan. 3, 2006

Highest Punt Return Average (min. 3 returns), Sugar Bowl

1. 31.7 Kevin Williams (3 for 95) Miami vs. Alabama, Jan. 1, 1993
2. 22.0 Ike Charlton (4 for 88) Virginia Tech vs. Florida State, Jan. 4, 2000
3. 21.5 Bobby Majors (4 for 86) Tennessee vs. Air Force, Jan. 1, 1971
4. 21.2 Baugh (5 for 106) Penn State vs. Georgia, Jan. 1, 1983
5. 19.8 Joe Wylie (4 for 79) Oklahoma vs. Auburn, Jan. 1, 1972

SUGAR BOWL RECORD BOOK - INDIVIDUAL

Highest Punt Return Average (min. 3 returns), New Year's Six games

1. 16.0 *Cyrus Jones (5 for 80)..... Alabama vs. Michigan State, Cotton, Dec. 31, 2015*

Highest Punt Return Average, All Bowls (min. 3 returns)

1. 40.67 *George Fleming (3 for 122) Washington vs. Wisconsin, Rose, 1960*

KICKOFF RETURNS

Most Kickoff Returns, Sugar Bowl

1. 8 Mardy Gilyard (207 yards).....Cincinnati vs. Florida, Jan. 1, 2010
2. 7 Kevin Williams (146 yards)..... Miami vs. Alabama, Jan. 1, 1993
- 7 Christian Jones (102 yards)Alabama vs. Ohio State, Jan. 1, 2015
4. 5 J.C. Penny (113 yards).....Miami vs. Tennessee, Jan. 1, 1986
- 5 Harvey Williams (138 yards).....LSU vs. Nebraska, Jan. 1, 1987
- 5 Clint Johnson (144 yards)Notre Dame vs. Florida, Jan. 1, 1992
- 5 Sirr Parker (71 yards).....Texas A&M vs. Ohio State, Jan. 1, 1999
- 5 Javier Arenas (134 yards).....Alabama vs. Utah, Jan. 2, 2009
- 5 Jordan Hall (113 yards) Ohio State vs. Arkansas, Jan. 4, 2011
- 5 Roy Finch (101 yards).....Oklahoma vs. Alabama, Jan. 2, 2014

Most Kickoff Returns, New Year's Six games

1. 7 *Christian Jones (102 yards).....Alabama vs. Ohio State, Sugar, Jan. 1, 2015*
- 7 *Desmond King (144 yards) Michigan State vs. Alabama, Cotton, Dec. 31, 2015*
2. 6 *Kermit Whitfield (131 yards) Florida State vs. Oregon, Rose, Jan. 1, 2015*
3. 5 *C.J. Sanders (60 yards)..... Notre Dame vs. Ohio State, Fiesta, Jan. 1, 2016*
4. 4 *Four tied.*

Most Kickoff Returns, All Bowls

1. 8 *Seven times; last by Jared Abbrederis, Wisconsin vs. Oregon, Rose, Jan. 2, 2012*

Most Kickoff Return Yards, Sugar Bowl

1. 207 Mardy Gilyard (8 returns).....Cincinnati vs. Florida, Jan. 1, 2010
2. 146 Kevin Williams (7 returns) Miami vs. Alabama, Jan. 1, 1993
3. 144 Clint Johnson (5 returns)Notre Dame vs. Florida, Jan. 1, 1992
4. 138 Harvey Williams (5 returns).....LSU vs. Nebraska, Jan. 1, 1987
5. 134 Javier Arenas (5 returns)Alabama vs. Utah, Jan. 2, 2009

Most Kickoff Return Yards, CFP games

1. 144 *Desmond King (7 returns)..... Michigan State vs. Alabama, Cotton, Dec. 31, 2015*
2. 131 *Kermit Whitfield (6 returns)..... Florida State vs. Oregon, Rose, Jan. 1, 2015*
3. 102 *Christian Jones (7 returns).....Alabama vs. Ohio State, Sugar, Jan. 1, 2015*
- 102 *Tyrell Johnson (4 returns)..... Arizona vs. Boise State, Fiesta, Dec. 31, 2014*
5. 97 *Alex Ross (4 returns)Oklahoma vs. Clemson, Orange, Dec. 31, 2015*

Most Kickoff Return Yards, All Bowls

1. 221 *Steve Breaston (6 returns) Michigan vs. Texas, Rose, Jan. 1, 2005*

Highest Kickoff Return Average (min. 3 returns), Sugar Bowl

1. 29.0 Chris Rainey (4 for 116)Florida vs. Cincinnati, Jan. 1, 2010
2. 28.8 Clint Johnson (5 for 144).....Notre Dame vs. Florida, Jan. 1, 1992
3. 27.6 Williams (5 for 138)LSU vs. Nebraska, Jan. 1, 1987
4. 26.8 Javier Arenas (5 for 134).....Alabama vs. Utah, Jan. 2, 2009
5. 26.3 J. Jackson (3 for 79)Florida vs. Florida State, Jan. 2, 1995

Highest Kickoff Return Average (min. 3 returns), New Year's Six games

1. 29.67 *R.J. Shelton (3 for 89)Michigan State vs. Baylor, Cotton, Jan. 1, 2015*

Highest Kickoff Return Average, All Bowls (min. 3 returns)

1. 46.67 *Cal Beck (3 for 140) Utah vs. Arizona, Freedom, 1994*

DEFENSE

Total Tackles (all 15 tackle games), Sugar Bowl

1. 20 Tom CousineauOhio State vs. Alabama, Jan. 1, 1978
2. 18 Greg Collins Notre Dame vs. Alabama, Dec. 31, 1973
- 18 Rod SmithNotre Dame vs. Florida, Jan. 1, 1992
4. 17 Kenny Dill.....Ole Miss vs. Alabama, Jan. 1, 1964
- 17 Mike VincentLSU vs. Syracuse, Jan. 1, 1965
- 17 Lance Mehl.....Penn State vs. Alabama, Jan. 1, 1979
- 17 Kurt Crain..... Auburn vs. Syracuse, Jan. 1, 1988
8. 16 Tommy Yearout..... Auburn vs. Oklahoma, Jan. 1, 1972
- 16 John Hayworth..... Auburn vs. Oklahoma, Jan. 1, 1972
- 16 Aaron BrownOhio State vs. Alabama, Jan. 1, 1978
11. 15 Jerry KoberLSU vs. Wyoming, Jan. 1, 1968
- 15 Benny GriffinLSU vs. Wyoming, Jan. 1, 1968
- 15 Cliff Powell.....Arkansas vs. Georgia, Jan. 1, 1969
- 15 Ben Zambiasi.....Georgia vs. Pittsburgh, Jan. 1, 1977
- 15 Shawn Burks.....LSU vs. Nebraska, Jan. 1, 1985

Total Tackles, New Year's Six games

1. 15 *Taylor Young Baylor vs. Michigan State, Cotton, Jan. 1, 2015*
2. 14 *Tanner Vallejo..... Boise State vs. Arizona, Fiesta, Dec. 31, 2014*
- 14 *P.J. Williams..... Florida State vs. Oregon, Rose, Jan. 1, 2015*
- 14 *Derwin James Florida State vs. Houston, Peach, Dec. 31, 2015*
4. 13 *Bryce Hager Baylor vs. Michigan State, Cotton, Jan. 1, 2015*
- 13 *DeMarcus Walker Florida State vs. Houston, peach, Dec. 31, 2015*
- 13 *Joe Schmidt..... Notre Dame vs. Ohio State, Fiesta, Jan. 1, 2016*

Total Tackles, All Bowls

1. 31 *Lee Roy JordanAlabama vs. Oklahoma, Orange, 1963*

Most Quarterback Sacks, Sugar Bowl

1. 3 Ron Stallworth..... Auburn vs. Syracuse, Jan. 1, 1988
- 3 Cornell Brown Virginia Tech vs. Texas, Dec. 31, 1995
- 3 Jamal Reynolds..... Florida State vs. Virginia Tech, Jan. 4, 2000
- 3 Marcus HowardGeorgia vs. Hawaii, Jan. 1, 2008
- 3 Stevenson Sylvester Utah vs. Alabama, Jan. 2, 2009
- 3 Eric StrikerOklahoma vs. Alabama, Jan. 2, 2014

Most Quarterback Sacks, New Year's Six games

1. 2 *Kamalei Correa..... Boise State vs. Arizona, Fiesta, Dec. 31, 2014*
- 2 *Darron Lee.....Ohio State vs. Alabama, Sugar, Jan. 1, 2015*
- 2 *Jonathan Allen..... Alabama vs. Michigan State, Cotton, Dec. 31, 2015*
- 2 *Darron LeeOhio State vs. Notre Dame, Fiesta, Jan. 1, 2016*

Most Quarterback Sacks, All Bowls

1. 6 *Shay Muirbrook.....BYU vs. Kansas State, Cotton, 1997*

Most Tackles for Loss, Sugar Bowl

1. 4 Ray NettlesTennessee vs. Air Force, Jan. 1, 1971
- 4 E.J. Junior Alabama vs. Penn State, Jan. 1, 1979
- 4 Mark Hovanic.....Tennessee vs. Miami, Jan. 1, 1986
- 4 Cornell Brown Virginia Tech vs. Texas, Dec. 31, 1995
- 4 Jimmy Williams Virginia Tech vs. Auburn, Jan. 1, 2005
- 4 Cameron Heyward..... Ohio State vs. Arkansas, Jan. 4, 2011
- 4 Jake Ryan Michigan vs. Virginia Tech, Jan. 3, 2012
- 4 Dominique Easley Florida vs. Louisville, Jan. 2, 2013

Most Tackles For Loss, New Year's Six games

1. 3.5 *Kevin DoddCelsmon vs. Oklahoma, Orange, Dec. 31, 2015*
- 3.5 *Aziz Shittu Stanford vs. Iowa, Rose, Jan. 1, 2016*
3. *C.J. Johnson Ole Miss vs. TCU, Peach, Dec. 31, 2014*
- 3 *Darron Lee.....Ohio State vs. Alabama, Sugar, Jan. 1, 2015*
- 3 *Marquis HaynesOle Miss vs. Oklahoma State, Sugar, Jan. 1, 2016*

Most Tackles for Loss, All Bowls

1. 6 *Shay Muirbrook.....BYU vs. Kansas State, Cotton, 1997*
- 6 *LeMarcus McDonald..... TCU vs. Texas A&M, galleryfurniture.com, 2001*

SUGAR BOWL RECORD BOOK - INDIVIDUAL

Forced Fumbles, Sugar Bowl

1. 2 Rich Kraynak.....Pittsburgh vs. Georgia, Jan. 1, 1982
- 2 Marcus HowardGeorgia vs. Hawaii, Jan. 1, 2008
- 2 Tramain Thomas Arkansas vs. Ohio State, Jan. 4, 2011

Fumble Recoveries, Sugar Bowl

1. 2 Walt Yowarsky..... Kentucky vs. Oklahoma, Jan. 1, 1951
- 2 Jamie RotellaTennessee vs. Air Force, Jan. 1, 1971
- 2 Darryl HaasAir Force vs. Tennessee, Jan. 1, 1971
- 2 Geneo GrissomOklahoma vs. Alabama, Jan. 2, 2014

Interceptions, Sugar Bowl

1. 3 Denis O'Connor..... St. Mary's vs. Oklahoma A&M, Jan. 1, 1946
- 3 Raymond BrownOle Miss vs. Texas, Jan. 1, 1958
- 3 Bobby Johns Alabama vs. Nebraska, Jan. 2, 1967
4. 2 16 tied, last by Robert Johnson..... Utah vs. Alabama, Jan. 2, 2009

Most Interceptions, New Year's Six games

1. 2 William Jackson IIIHouston vs. Florida State, Peach, Dec. 31, 2015
- 2 Trevon StewartHouston vs. Florida State, Peach, Dec. 31, 2015

Most Interceptions, All Bowls

1. 4 Manuel AjaArizona State vs. Xavier, Salad, 1950
- 4 Jim Dooley Miami (Fla.) vs. Clemson, Gator, 1952

Most Passes Broken Up, Sugar Bowl

1. 5 Tommy JohnsonAlabama vs. Miami, 1993
2. 4 Andre Creamer Tennessee vs. Miami, 1986
- 4 Dale Carter Tennessee vs. Virginia, 1991
- 4 Darryl Hardy Tennessee vs. Virginia, 1991
- 4 Tom Carter Notre Dame vs. Florida, 1992
- 4 Larry Green Virginia Tech vs. Texas, Dec. 31, 1995
- 4 Cyrus Jones.....Alabama vs. Ohio State, Jan. 1, 2015
8. 3 24 times; last: Tony Bridges..... Ole Miss vs. Oklahoma State, Jan. 1, 2016

Most Passes Broken Up, New Year's Six games

1. 4 Cyrus JonesAlabama vs. Ohio State, Sugar, Jan. 1, 2015
2. 3 D.J. White..... Georgia Tech vs. Mississippi State, Orange, Dec. 31, 2014
- 3 Corey Bell..... Boise State vs. Arizona, Fiesta, Dec. 31, 2014
- 3 Tony Bridges Ole Miss vs. Oklahoma State, Sugar, Jan. 1, 2016
5. 2 Five tied.

Most Passes Broken Up, All Bowls

1. 6 Tre WatsonWashington vs. BYU, Fight Hunger, 2013

LONGEST PLAYS

Longest Runs From Scrimmage, Sugar Bowl

1. 92 Raymond Brown (TD)Ole Miss vs. Texas, Jan. 1, 1958
2. 86 Leon Heath (TD)Oklahoma vs. LSU, Jan. 2, 1950
3. 85 Claude Simons (TD)Tulane vs. Temple, Jan. 1, 1935
4. 85 Ezekiel Elliott (TD)Ohio State vs. Alabama, Jan. 1, 2015
5. 76 Jimmy Ford (TD)Tulsa vs. Georgia Tech, Jan. 1, 1944
6. 69 Bo Bowen (TD)Mississippi vs. Arkansas, Jan. 1, 1970
7. 67 Tony Dorsett (did not score).....Pittsburgh vs. Georgia, Jan. 1, 1977
8. 64 Justin Vincent (did not score)..... LSU vs. Oklahoma, Jan. 4, 2004
9. 60 Jeff Powell (TD)Tennessee vs. Miami, Jan. 1, 1986
10. 54 Owen Schmitt (did not score) West Virginia vs. Georgia, Jan. 2, 2006
- 54 Ezekiel Elliott (did not score)Ohio State vs. Alabama, Jan. 1, 2015

Longest Runs From Scrimmage, New Year's Six games

1. 85 Ezekiel Elliott (TD)Ohio State vs. Alabama, Sugar, Jan. 1, 2015
2. 69 Synjyn Days (TD) Georgia Tech vs. Mississippi State, Orange, Dec. 31, 2014
3. 65 Jeremy Langford (did not score)..... Michigan State vs. Baylor, Cotton, Jan. 1, 2015
4. 58 Kenyan Drake (did not score) Alabama vs. Michigan State, Cotton, Dec. 31, 2015
5. 56 Jay Ajayi (TD)Boise State vs. Arizona, Fiesta, Dec. 31, 2014

Longest Run From Scrimmage, All Bowls

1. 99 Terry Baker (TD)Oregon St. vs. Villanova, Liberty, 1962

Longest Pass Plays From Scrimmage (all 50-plus yard passes), Sugar Bowl

1. 82 Danny Wuerffel to Ike Hilliard (TD)Florida vs. Florida State, Jan. 2, 1995
2. 80 Bryan Randall to Josh Morgan (TD) ... Virginia Tech vs. Auburn, Jan. 1, 2005
- 80 Tim Tebow to Riley Cooper (TD) Florida vs. Cincinnati, Jan. 1, 2010
4. 73 Warrick Dunn to Ellison (TD)Florida State vs. Florida, Jan. 2, 1995

5. 68 Billy Grey to Jerry LambArkansas vs. Mississippi, Jan. 1, 1963
6. 67 Charley Trippi to Dan Edwards (TD) Georgia vs. N. Carolina, Jan. 1, 1947
- 67 AJ McCarron to DeAndrew White (TD)Alabama vs. Okla., Jan. 2, 2014
8. 64 Chris Weinke to Peter Warrick (TD)Florida St. vs. Va. Tech, Jan. 4, 2000
9. 63 Chris Weinke to Ron Dugans (TD)Florida St. vs. Va. Tech, Jan. 4, 2000
10. 61 Kurt Kittner to Walter Young Illinois vs. LSU, Jan. 1, 2002
- 61 AJ McCarron to Derrick Henry (TD) Alabama vs. Oklahoma, Jan. 2, 2014
12. 59 Matt Cavanaugh to Gordon Jones (TD) Pitt. vs. Georgia, Jan. 1, 1977
13. 58 Duke Donaldson to Lawyer Tillman Auburn vs. Syracuse, Jan. 1, 1988
- 58 JaMarcus Russell to Early Doucet LSU vs. Notre Dame, Jan. 3, 2006
- 58 JaMarcus Russell to Brandon LaFell (TD) .. LSU vs. Notre Dame, Jan. 3, 2006
16. 57 Billy Ezell to Doug Moreau (TD) LSU vs. Syracuse, Jan. 1, 1965
- 57 Archie Manning to Vernon Studdard Ole Miss vs. Arkansas, Jan. 1, 1970
18. 55 Richard Todd to Ozzie Newsome Alabama vs. Penn St., Dec. 31, 1975
- 55 Thad Busby to Andre Cooper Florida State vs. Florida, Jan. 2, 1997
20. 54 Paul Toscano to George Anderson Wyoming vs. LSU, Jan. 1, 1968
- 54 Jim Drunkenmiller to Bryan Still (TD) Va. Tech vs. Texas, Dec. 31, 1995
22. 50 Joe Germaine to John Lumpkin (TD) Ohio St. vs. Florida St., Jan. 1, 1999

Longest Pass Plays From Scrimmage, New Year's Six games

1. 81 DeShone Kizer to Will Fuller (TD) Notre Dame vs. Ohio State, Fiesta, Jan. 1, 2016
2. 75 Kevin Hogan Christian McCaffrey (TD) Stanford vs. Iowa, Rose, Jan. 1, 2016
3. 74 Bryce Petty to KD Cannon (TD) Baylor vs. Michigan State, Cotton, Jan. 1, 2014
4. 65 Sean Maguire to Travis Rudolph (TD) ... Florida St. vs. Houston, Peach, Dec. 31, 2015
4. 57 Grant Hedrick to Chaz Anderson (TD) Boise State vs. Arizona, Fiesta, Dec. 31, 2014

Longest Pass Play From Scrimmage, All Bowls

1. 99 Tommy Armstrong to Quincy Enunwa (TD)Nebraska vs. Georgia, Gator, 2014

Longest Interception Returns, Sugar Bowl

1. 80 Hugh Morrow (TD)Alabama vs. Duke, Jan. 1, 1945
2. 71 Bruce Thornton Georgia vs. Florida State, Jan. 1, 2003
3. 68 Chris White Tennessee vs. Miami, Jan. 1, 1986
4. 55 Rich Milot Penn State vs. Alabama, Jan. 1, 1979
5. 52 Lawrence Wright (TD) Florida vs. West Virginia, Jan. 1, 1994
6. 51 Shevin Smith Florida State vs. Ohio State, Jan. 1, 1998
8. 49 Brodney Pool Oklahoma vs. LSU, Jan. 4, 2004
9. 43 Zack SanchezOklahoma vs. Alabama, Jan. 1, 2014
10. 42 Mike Clements Alabama vs. Penn State, Jan. 1, 1979

Longest Interception Returns, New Year's Six games

1. 66 Quenton Meeks (TD) Stanford vs. Iowa, Rose, Jan. 1, 2016
2. 41 Steve Miller (TD)Ohio State vs. Alabama, Sugar, Jan. 1, 2015
3. 37 Taylor Young Baylor vs. Michigan State, Cotton, Jan. 1, 2015
4. 36 Senquez Golson Ole Miss vs. TCU, Peach, Dec. 31, 2014
5. 32 Cyrus JonesAlabama vs. Ohio State, Sugar, Jan. 1, 2015

Longest Interception Returns, All Bowls

1. 100 Dahn Deleston (TD)Connecticut vs. Buffalo, International, 2009
- 100 Walter McFadden (TD) Auburn vs. Northwestern, Outback, 2010
- 100 Jamar Taylor (TD) Boise State vs. Arizona State, Las Vegas, 2011
- 100 Evan Berry (TD) Tennessee vs. Northwestern 2016, Outback

Longest Kickoff Returns, Sugar Bowl

1. 100 Andre Debose (TD)Florida vs. Louisville, 2013
2. 93 Al Hunter (TD) Notre Dame vs. Alabama, 1973
3. 90 Ramarcus Brown Georgia vs. Hawaii, 2008
4. 63 Andre Kendrick Virginia Tech vs. Florida State, 2000
5. 62 Rock Preston Florida State vs. Florida, 1995
6. 52 Bobby Peters Baylor vs. Tennessee, 1957
7. 51 Chris Rainey Florida vs. Cincinnati, 2010
8. 48 Eddie Royal Virginia Tech vs. Auburn, 2005
9. 47 Billy PyleTexas vs. Alabama, 1948
10. 46 Clint Johnson Notre Dame vs. Florida, 1992

Longest Kickoff Returns, New Year's Six games

1. 65 Ranthony TexadaTCU vs. Ole Miss, Peach, Dec. 31, 2014
2. 43 Tyrell Johnson Arizona vs. Boise State, Fiesta, Dec. 31, 2014
3. 38 Curtis Samuel Ohio State vs. Notre Dame, Fiesta, Jan. 1, 2016
5. 37 R.J. SheltonMichigan State vs. Baylor, Cotton, Jan. 1, 2015
- 37 Steven DunbarHouston vs. Florida State, Peach, Dec. 31, 2015
- 37 Kermit WhitfieldFlorida State vs. Houston, Peach, Dec. 31, 2015

SUGAR BOWL RECORD BOOK - INDIVIDUAL

Longest Kickoff Returns, All Bowls

1. 100 18 times, most recent: Quadree Henderson, Pittsburgh vs. Navy, Military, 2015

Longest Punt Returns, Sugar Bowl

1. 78 Kevin Williams (TD) Miami vs. Alabama, Jan. 1, 1993
2. 75 Bobby Kellogg (TD) Tulane vs. Texas A&M, Jan. 1, 1940
3. 73 Javier Arenas (TD) Alabama vs. Utah, Jan. 2, 2009
4. 71 Joe Wylie (TD) Oklahoma vs. Auburn, Jan. 1, 1972
5. 66 Kevin Baugh..... Penn State vs. Georgia, Jan. 1, 1983
6. 62 Lou Ikner..... Alabama vs. Penn State, Jan. 1, 1979
7. 60 Bryan Still (TD)..... Virginia Tech vs. Texas, Dec. 31, 1995
8. 59 Peter Warrick (TD) Florida State vs. Virginia Tech, Jan. 4, 2000
9. 57 Bobby Majors (TD)..... Tennessee vs. Air Force, Jan. 1, 1971
10. 50 Major Ogilvie..... Alabama vs. Arkansas, Jan. 1, 1980

Longest Punt Returns, CFP games

1. 63 Christian McCaffrey (TD) Stanford vs. Iowa, Rose, Jan. 1, 2016
2. 57 Cyrus Jones (TD)..... Alabama vs. Michigan State, Cotton, Dec. 31, 2015
3. 34 Fred Ross..... Mississippi State vs. Georgia Tech, Orange, Dec. 31, 2014
4. 29 Jalin Marshall Ohio State vs. Notre Dame, Fiesta, Jan. 1, 2016
5. 19 Jalin Marshall Ohio State vs. Notre Dame, Fiesta, Jan. 1, 2016

Longest Punt Returns, All Bowls

1. 92 Quinton Jones (TD) Boise State vs. Boston College, MPC Computers, 2005
- 92 Brandon Boykin (TD)..... Georgia vs. Michigan State, Outback, 2012

Longest Field Goal, Sugar Bowl

1. 53 John Carroll Oklahoma vs. Auburn, Jan. 1, 1972
2. 52 Cloyce Hinton Ole Miss vs. Arkansas, Jan. 1, 1970
- 52 Phil Dawson..... Texas vs. Virginia Tech, Dec. 31, 1995
- 52 Brandon Coutu..... Georgia vs. Hawaii, Jan. 1, 2008
- 52 Leigh Tiffin Alabama vs. Utah, Jan. 2, 2009
6. 51 Jeff Chandler Florida vs. Miami, Jan. 2, 2001
7. 50 Harry Oliver Notre Dame vs. Georgia, Jan. 1, 1981
8. 49 Jerry DePoyster Wyoming vs. LSU, Jan. 1, 1968
- 49 Dane Prewitt Miami vs. Alabama, Jan. 1, 1993
10. 48 Tim Davis Alabama vs. Ole Miss, Jan. 1, 1964

Longest Field Goal, New Year's Six games

1. 47 Adam Griffith..... Alabama vs. Michigan State, Cotton, Dec. 31, 2015
2. 46 Chris Callahan Baylor vs. Michigan State, Cotton, Jan. 1, 2015
3. 43 Greg Huegel..... Clemson vs. Oklahoma, Orange, Dec. 31, 2015
4. 42 Casey Skowron Arizona vs. Boise State, Fiesta, Dec. 31, 2014
5. 39 Marshall Koehn Iowa vs. Stanford, Rose, Jan. 1, 2016

Longest Field Goal, All Bowls

1. 62 Tony Franklin Texas A&M vs. Florida, Sun, Jan. 2, 1977

Longest Field Goal Attempts, Sugar Bowl

1. 62 Matt Bahr Penn State vs. Alabama, Dec. 31, 1975
2. 56 Sebastian Janikowski Florida State vs. Ohio State, Jan. 1, 1998

Longest Punt, Sugar Bowl

1. 76 Glenn Dobbs..... Tulsa vs. Tennessee, Jan. 1, 1943
2. 73 JK Scott Alabama vs. Ohio State, Jan. 1, 2015
3. 69 Sammy Baugh TCU vs. LSU, Jan. 1, 1936
- 69 Tom Davis Duke vs. Alabama, Jan. 1, 1945
- 69 Greg Gantt Alabama vs. Notre Dame, Dec. 31, 1973
- 69 Robby Stevenson Florida vs. Florida State, Jan. 2, 1997
7. 65 Abe Mickal..... LSU vs. TCU, Jan. 1, 1936
- 65 JK Scott Alabama vs. Ohio State, Jan. 1, 2015
9. 64 Bill Crass..... LSU vs. TCU, Jan. 1, 1936
10. 62 Ralph Giacomarro Penn State vs. Georgia, Jan. 1, 1983

Longest Punt, New Year's Six games

1. 73 JK Scott..... Alabama vs. Ohio State, Sugar, Jan. 1, 2015
2. 65 Will Gleason Ole Miss vs. TCU, Peach, Dec. 31, 2014
- 65 JK Scott..... Alabama vs. Ohio State, Sugar, Jan. 1, 2015
- 61 Sean Wale..... Boise State vs. Arizona, Fiesta, Dec. 31, 2014
- 60 Cameron Johnston Ohio State vs. Alabama, Sugar, Jan. 1, 2015

Longest Punt, All Bowls


1. 84 Kyle Rote (quick kick) SMU vs. Oregon, Cotton, 1949



Georgia, paced by defensive end Marcus Howard, registered the BCS standard for sacks by piling up eight in its win over Hawaii in the 2008 Allstate Sugar Bowl.



Florida State's Chris Weinke threw touchdown passes of 64 and 63 yards, two of the four longest pass plays in BCS history in the 2000 BCS Championship against Virginia Tech.



Tim Tebow and the Florida Gators piled up big numbers in the 2010 Allstate Sugar Bowl, including a 482-yard passing performance.

THE LAST TIME IN THE SUGAR BOWL

Team

50+ Points	51, Florida vs. Cincinnati, Jan. 1, 2010
21+ Points in a Quarter	24, Ole Miss vs. Oklahoma State, Jan. 1, 2016 (2nd)
28+ Points in a Half.....	34, Ole Miss vs. Oklahoma State, Jan. 1, 2016 (1st)
Overtime Game	Michigan 23, Virginia Tech 20, Jan. 3, 2012
300+ yards rushing	382, West Virginia vs. Georgia, Jan. 2, 2006
400+ yards rushing	439, Oklahoma vs. Auburn, Jan. 1, 1972
<25 yards rushing	13, Utah vs. Alabama, Jan. 2, 2009
<0 yards rushing	-5, Hawaii vs. Georgia, Jan. 1, 2008
300+ yards passing	Ole Miss (347) and Oklahoma State (303), Jan. 1, 2016
400+ yards passing	482, Florida vs. Cincinnati, Jan. 1, 2010
500+ yards passing	Never
<100 yards passing	18, Alabama vs. Miami, Jan. 1, 1993
500+ yards total offense	554, Ole Miss vs. Oklahoma State, Jan. 1, 2016
600+ yards total offense	659, Florida vs. Cincinnati, Jan. 1, 2010
<200 yards total offense	184, Michigan vs. Virginia Tech, Jan. 3, 2012
<150 yards total offense	127, Georgia vs. Notre Dame, Jan. 1, 1981
Forced 5 TO	5, Oklahoma vs. Alabama, Jan. 2, 2014
Intercepted 4 passes	4, Georgia vs. Hawaii, Jan. 1, 2008
Intercepted 5 passes	5, Nebraska vs. LSU, Jan. 1, 1985
Had 0 TO	0, Ohio State vs. Arkansas, Jan. 4, 2011

Individual Rushing

Rushed for 200+ yards	230, Ezekiel Elliott, Ohio State vs. Alabama, Jan. 1, 2015
Had a run of 50+ yards	85, Ezekiel Elliott, Ohio State vs. Alabama, Jan. 1, 2015
Had a run of 75+ yards	85, Ezekiel Elliott, Ohio State vs. Alabama, Jan. 1, 2015
Had 25+ rush attempts	26, Knile Davis, Arkansas vs. Ohio State, Jan. 4, 2011
Had 30+ rush attempts	36, Herschel Walker, Georgia vs. Notre Dame, Jan. 1, 1981
Had 35+ rush attempts	36, Herschel Walker, Georgia vs. Notre Dame, Jan. 1, 1981
Had 40+ rush attempts	Never
Had 4+ rushing touchdowns.....	4, Domanick Davis, LSU vs. Illinois, Jan. 1, 2002

Individual Passing

Passed for 300+ yards	302, Chad Kelly, Ole Miss vs. Okla. St., Jan. 1, 2016
Passed for 350+ yards.....	387, AJ McCarron, Alabama vs. Oklahoma, Jan. 2, 2014
Passed for 400+ yards.....	482, Tim Tebow, Florida vs. Cincinnati, Jan. 1, 2010
Had 30+ completions.....	32, Trevor Knight, Oklahoma vs. Alabama, Jan. 2, 2014
Had 50+ attempts.....	53, Rohan Davey, LSU vs. Illinois, Jan. 1, 2002
Completed a pass of 50+ yards.....	61, AJ McCarron to Derrick Henry Alabama vs. Oklahoma, Jan. 2, 2014
Completed a pass of 75+ yards	80, Tim Tebow to Riley Cooper, Florida vs. Cincinnati, Jan. 1, 2010
Had 4+ TD passes.....	4, Chad Kelly, Ole Miss vs. Okla. St., Jan. 1, 2016

Individual Receiving

Caught 10+ passes	12, Freddie Brown, Utah vs. Alabama, Jan. 2, 2009
Had 100+ yards receiving	105, Lacolton Bester, Oklahoma vs. Alabama, Jan. 2, 2014
.....	139, DeAndrew White, Alabama vs. Oklahoma, Jan. 2, 2014
.....	121, Amari Cooper, Alabama vs. Oklahoma, Jan. 2, 2014
Had 150+ yards receiving	181, Riley Cooper, Florida vs. Cincinnati, Jan. 1, 2010
Had 200+ yards receiving	239, Josh Reed, LSU vs. Illinois, Jan. 1, 2002
Had 3+ TD catches	3, Laquon Treadwell, Ole Miss vs. Okla. St., Jan. 1, 2016
Had 2+ TD catches	3, Laquon Treadwell, Ole Miss vs. Okla. St., Jan. 1, 2016

Individual Defense

Had 10+ tackles	12, Landon Collins, Alabama vs. Ohio State, Jan. 1, 2015
.....	10, Curtis Grant, Ohio State vs. Alabama, Jan. 1, 2015
Had 15+ tackles	18, Rod Smith, Notre Dame vs. Florida, Jan. 1, 1992
Had 20+ tackles	20, Tom Cousineau, Ohio State vs. Alabama, Jan. 1, 1978
Had 2+ interceptions	2, Robert Johnson, Utah vs. Alabama, Jan. 2, 2009
Had 4+ tackles for loss.....	4, Dominique Easley, Florida vs. Louisville, Jan. 2, 2013
Had 3+ sacks	3, Eric Striker, Oklahoma vs. Alabama, Jan. 2, 2014
Blocked a punt.....	Colton Miles-Nash, Arkansas vs. Ohio State, Jan. 4, 2011
Blocked a field goal.....	Shariff Floyd, Florida vs. Louisville, Jan. 2, 2013
Blocked a PAT.....	Michael Taylor, Florida vs. Louisville, Jan. 2, 2013
Recorded a safety	Jake Bequette, Arkansas vs. Ohio State, Jan. 4, 2011

Miscellaneous

KR for TD.....	100, Andre Debose, Florida vs. Louisville, Jan. 2, 2013
PR for TD.....	73, Javier Arenas, Alabama vs. Utah, Jan. 2, 2009
Int. Return for TD.....	41, Steve Miller, Ohio State vs. Alabama, Jan. 1, 2015
Fumble return for a TD.....	8, Geneo Grissom, Oklahoma vs. Alabama, 2014
Fumble recovery for a TD	Dane Sanzenbacher, Ohio State vs. Arkansas, 2011
Scored 4+ TDs.....	4, Domanick Davis, LSU vs. Illinois, 2002
60+ yard punt	73, JK Scott, Alabama vs. Ohio State, Jan. 1, 2015
70+ yard punt	73, JK Scott, Alabama vs. Ohio State, Jan. 1, 2015
50+ yard FG	52, Brandon Coutu, Georgia vs. Hawaii, Jan. 2, 2008
3+ FG	4, Justin Myer, Virginia Tech vs. Michigan, Jan. 3, 2012
.....	3, Brendan Gibbons, Michigan vs. Virginia Tech, Jan. 3, 2012
Blocked FG for a TD	Never
Blocked PAT for a score.....	Never
Blocked punt for a TD.....	6, Jeff Chaney, Florida St. vs. Virginia Tech, Jan. 4, 2000
Passed for and caught a TD	Anquan Boldin, Florida St. vs. Georgia, Jan. 1, 2003

By Conference*

An ACC team won.....	2001 - Miami 37, Florida 20
A Big 10 team won	2015 - Ohio State 42, Alabama 35
A Big 12 team won	2014 - Oklahoma 45, Alabama 31
A American Athletic team won.....	2013 - Louisville 33, Florida 23
A C-USA team played.....	1961 - Ole Miss 14, Rice 6
An Independent team won.....	1992 - Notre Dame 39, Florida 28
A Mountain West team played.....	2008 - Georgia 41, Hawaii 10
A Pac-12 team played.....	2009 - Utah 31, Alabama 17
An SEC team won	2016 - Ole Miss 48, Oklahoma State 20

* - based on current conference members

The Last Time in the New Year's Six

KR for TD.....	NA
PR for TD	Christian McCaffrey, Stanford vs. Iowa, Rose, Jan. 1, 2016 (63 yards)
Blocked punt for a TD.....	NA
Blocked FG for a TD	NA
Int. Return for TD	Quenton Meeks, Stanford vs. Iowa, Rose, Jan. 1, 2016 (66 yards)
Fumble return for a TD.....	NA
Safety.....	NA
Defensive two-point conversion	NA
Shut-out	Alabama vs. Michigan State, Cotton, Dec. 31, 2015